

Winter

KINDERGARTEN

LITERACY WORKSHEETS & ACTIVITIES

Name: _____



Winter Word Families – AM & AD

Cut out the marshmallows and paste them next to the matching word family cup.



dam

had

yam

tad

glad

sad

ham

tram

Winter Color Sentences

Read each sentence and color the picture to match.

_____ sock is orange.



_____ hat is purple.



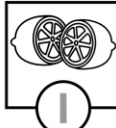


Name: _____



Winter Beginning Sounds & Mystery CVC Words

Write the beginning sound. Say the new word and draw a line to match it to the picture.



Name: _____



Winter Short A and Long A Sort

Cut out the pictures and paste them under the correct vowel sound.



short a sound

long a sound



Name: _____



Winter Sight Word Sentences

Read each sentence. Choose the correct sight word and write it on the line.

at

with

big

like

She



_____ has a pink snow cone.

Name: _____



Winter Letter Match 1

Circle the lowercase letter that matches the uppercase letter.




Name: _____



Label the Snowman

Label the parts of the snowman.



head

mitten

hat

mouth

eyes

pom-pom

arm

body

Thank you for downloading this product; I hope you will enjoy using it and that it will be a valuable resource for you! I value your feedback, so please don't hesitate to contact me if you have any concerns whatsoever as I will endeavour to address them. And if you like what I've done, please let me know by leaving feedback at my online store :)

Lavinia

lavinia@kinder-resources.com

ILLUSTRATIONS Kari Bolt, Little Red, Hidesy's Clipart, Dancing Crayon Designs, Whimsy Clips, PartyHead Graphics, Ramona Majdis, Zip-a-Dee-doo-dah-Designs, Bunny on a Cloud, Krista Wallden - Creative Clips, Creating4 the Classroom, Rainbow Sprinkle Studio - Sasha Mitten, First Class Clipart, Erin Colleen Design

teacherspayteachers.com/Store/Kari-Bolt teacherspayteachers.com/Store/Littlered teacherspayteachers.com/Store/Hidesys-Clipart
dancingcrayon.com teacherspayteachers.com/Store/Whimsy-Clips teacherspayteachers.com/Store/Partyhead-Graphics
teacherspayteachers.com/Store/Ramona-Majdis teacherspayteachers.com/Store/Zip-a-dee-doo-dah-Designs
teacherspayteachers.com/Store/Bunny-On-A-Cloud teacherspayteachers.com/Store/Krista-Wallden-Creative-Clips
teacherspayteachers.com/Store/Creating4-The-Classroom teacherspayteachers.com/Store/Rainbow-Sprinkle-Studio-Sasha-Mitten
teacherspayteachers.com/Store/First-Class-Clipart teacherspayteachers.com/Store/Erin-Colleen-Design

This packet contains Images used under license from Shutterstock.com

FONTS schoolfonts.com.au teacherspayteachers.com/Store/Kimberly-Geswein-Fonts
teacherspayteachers.com/Store/Ramonam-Graphics

PRINTING TIP This resource has been designed for printing on A4-sized paper. If you are printing on a different size, select "shrink to printable area" or "print to fit page" (or a similar option) in order for the contents of this unit to print correctly.

Copyright © 2013 by Lavinia Pop - All rights reserved by author.

Purchase of this item entitles the purchaser the right to reproduce the pages for personal and classroom use. Duplication for other classes, an entire school or commercial purposes is strictly prohibited without written permission from the author. Minor editing is permitted only for personal use, however the document remains under copyright even when edited. Posting this item in whole or in part on the Internet in any form is strictly prohibited and is a violation of the Digital Millennium Copyright Act (DMCA).

Please be fair and don't share! If you are not the original purchaser of this file, please visit my store to purchase a copy. Kinder-Resources.com

let's connect!



Kinder-Resources.com



facebook.com/inmyworldlavinipop



instagram.com/lavinipop_kinder_resources



pinterest.com/lavinipop

Introduction

This book contains a collection of Winter-themed literacy worksheets designed to support early reading, phonics, and foundational literacy skills in Kindergarten. The activities are ideal for whole group instruction, literacy centers, independent work, or small group support throughout the winter season.

What's Included

This resource includes a variety of winter themed literacy activities focusing on phonics, CVC words, sight words, sentence work, and early reading comprehension.

How to Use

Below is an overview of each activity type included, along with suggestions for classroom use.

1. Winter Syllables (3 pages)

Children say the name of each picture and identify how many syllables each word has by coloring the correct circle. Dot markers can also be used.

2. Winter Hat and Mittens Upper and Lowercase Match (6 pages)

Children identify the beginning sound of each word and color the circle that shows their answer. Dot markers can be used for added engagement.

3. Winter Beginning Sounds (2 pages)

Children identify the beginning sound of each word and color the circle that shows their answer. Dot markers can be used for added engagement.

4. Winter Beginning Blends

Children listen for the beginning blend in each word and color the correct blend choice.

5. CVC Words – Missing Beginning and Ending Sounds

Children write the missing beginning and ending letters to complete each CVC word shown by the pictures.

6. Mystery Winter CVC Words

Children write the beginning sound for each picture in a row. Once complete, the sounds form a CVC word. Children read the word and match it to the correct picture.

7. Winter Sound Positions (Beginning, Middle, Ending)

Children listen for a target sound and identify whether it appears at the beginning, middle, or end of each word by coloring the correct circle.

8. Hot Chocolate Word Family Cut and Paste (5 pages)

Children cut out word cards and paste them next to the correct word family mug or cup.

9. Write the CVC Words

Children say the name of each picture and write the sounds they hear to spell the full CVC word.

10. Long and Short Vowel Sort – Cut and Paste (5 pages)

Children sort pictures by short and long vowel sounds by cutting and pasting them into the correct columns.

11. Color by Sight Words (4 pages)

Children read the sight words and color each section of the picture using the provided color code.

12. Mystery Sight Words

Children write the beginning sound for each picture. When the row is complete, a sight word is formed. Children read the word and write it on the line.

13. Missing Winter Sight Words

Children use picture clues and a word bank to choose and write the correct sight word to complete each sentence.

14. Write the Missing Word

Children use picture clues to understand each sentence and select the correct word to write on the lines.

15. Winter Reading Comprehension

Children read a short winter themed passage and answer comprehension questions by circling the correct answer.

16. Label the Arctic Animals and Winter Pictures (3 pages)

Children cut out the labels and paste them next to the correct parts of each animal or winter picture.

17. Color the Winter Pictures

Children read each sentence and color the picture to match the description.

18. Winter Build-a-Word Vocabulary Booklet (16 words)

Children trace each word, build it using letter tiles, and color the picture. Pages are assembled into a booklet by cutting and stapling as directed.

Educational Benefits

These activities help children develop:

- Phonemic awareness and phonics skills
- Letter recognition and sound identification
- CVC word building and decoding
- Sight word recognition and usage
- Sentence reading and writing skills
- Early reading comprehension
- Fine motor skills through cutting, coloring, and pasting

Classroom Tips

- Laminate selected pages and use with dry erase markers for literacy centers
- Pair cut and paste activities with small group instruction
- Use dot markers or counters for hands on phonics support
- Send selected pages home for extra practice or homework
- Mix worksheet types to support differentiation

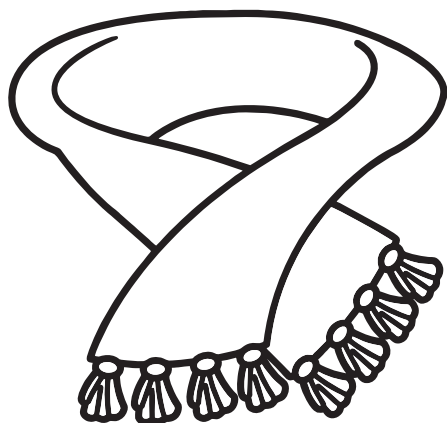
Happy Teaching :)

Name: _____



Winter Syllables 1

Say each word and circle the number of syllables.



scarf

1

2

3




penguin

1

2

3



snowflake

1

2

3




coat

1

2

3



igloo

1

2

3



snowman

1

2

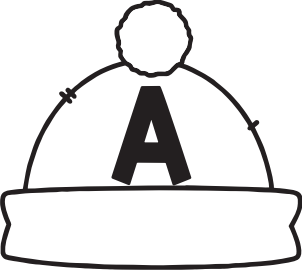




3

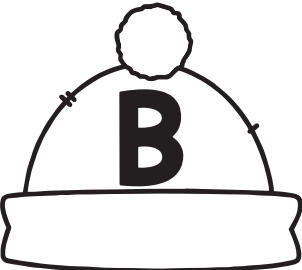




Name: _____








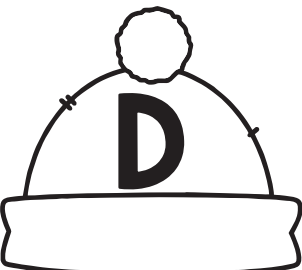




Winter Letter Match 1

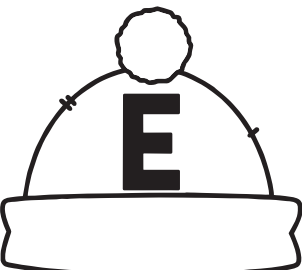




Circle the lowercase letter that matches the uppercase letter.

				
---	---	---	--	---

				
--	--	--	---	--

				
---	---	---	--	---

				
---	---	---	--	---


				
---	---	---	--	---


Name: _____



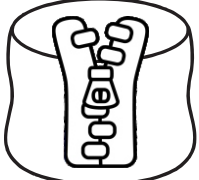

Winter Word Families – IN & IP

Cut out the marshmallows and paste them next to the matching word family cup.







fin	lip	win	slip	
dip	tin	sip	spin	

Name: _____



Winter Short A and Long A Sort

Cut out the pictures and paste them under the correct vowel sound.






short a sound



long a sound

--	--



Name: _____



Winter Short E and Long E Sort





Cut out the pictures and paste them under the correct vowel sound.



short e sound



long e sound



Name: _____



Winter Sight Word Sentences

Read each sentence. Choose the correct sight word and write it on the line.

at

with

big

like

She



_____ has a pink snow cone.




She is _____ her dad.



Look _____ my big snowman.



He has a _____ snowball.



Do you _____ my new hat?

Name: _____



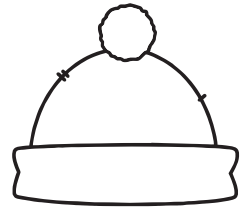
Winter Color Sentences

Read each sentence and color the picture to match.

The sock is orange.




The hat is purple.




The mug is pink.



The sled is black.



The fire is red.



The log is brown.



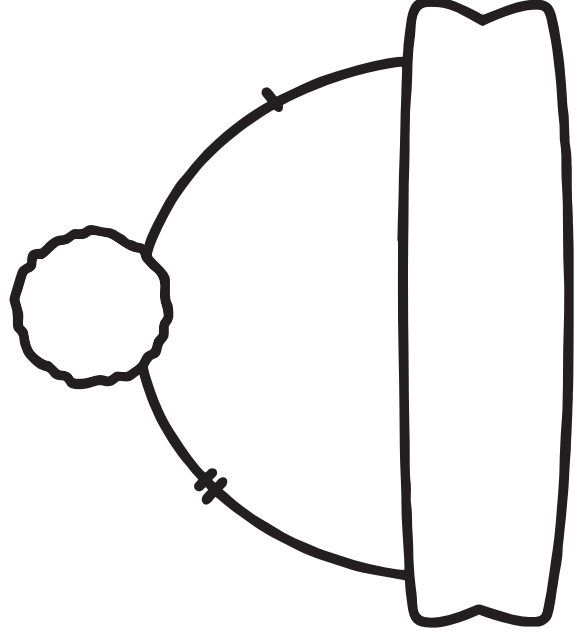
Winter

Build-a-Word

Name: _____

Lavinia Pop © 2013

get



h

+

a