

Winter


KINDERGARTEN

Math WORKSheets & activities

Name: _____

Winter Count and Graph 1

Count each picture. Color the graph to show how many.



5					
4					
3					
2					
1					

Name: _____

Winter Ordinal Number Positions 1

Look at the mitten. Color the child who is in that position.

5th



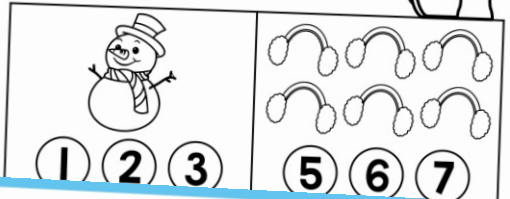
9th



Name: _____

Winter Counting 1

Count the pictures. Color the right number.



1 2 3

5 6 7

Name: _____

Winter Number Match 1

Cut and paste the base ten blocks next to the correct number.



Name: _____

Winter Addition 1

Add the pictures and write the answer.





__ + __ = __

__ + __ = __

Name: _____

Winter Missing Numbers 1

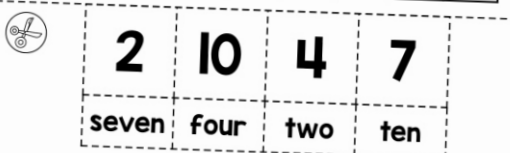
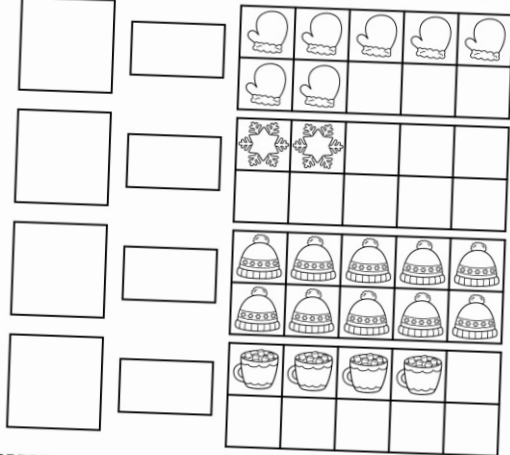
Cut and paste the missing number in each box.



Name: _____

Winter Ten Frame Match 1

Cut and paste the numbers and number words next to the matching ten frame.



Lavinia Pop

Thank you for downloading this product; I hope you will enjoy using it and that it will be a valuable resource for you! I value your feedback, so please don't hesitate to contact me if you have any concerns whatsoever as I will endeavour to address them. And if you like what I've done, please let me know by leaving feedback at my online store :)

Lavinia

lavinia@kinder-resources.com

ILLUSTRATIONS Kari Bolt, Little Red, Hidesy's Clipart, Dancing Crayon Designs, Whimsy Clips, PartyHead Graphics, Ramona Majdis, Zip-a-Dee-doo-dah-Designs, Bunny on a Cloud, Krista Wallden - Creative Clips, Creating4 the Classroom, Rainbow Sprinkle Studio - Sasha Mitten, First Class Clipart, Erin Colleen Design

teacherspayteachers.com/Store/Kari-Bolt teacherspayteachers.com/Store/Littlered teacherspayteachers.com/Store/Hidesys-Clipart
dancingcrayon.com teacherspayteachers.com/Store/Whimsy-Clips teacherspayteachers.com/Store/Partyhead-Graphics
teacherspayteachers.com/Store/Ramona-Majdis teacherspayteachers.com/Store/Zip-a-dee-doo-dah-Designs
teacherspayteachers.com/Store/Bunny-On-A-Cloud teacherspayteachers.com/Store/Krista-Wallden-Creative-Clips
teacherspayteachers.com/Store/Creating4-The-Classroom teacherspayteachers.com/Store/Rainbow-Sprinkle-Studio-Sasha-Mitten
teacherspayteachers.com/Store/First-Class-Clipart teacherspayteachers.com/Store/Erin-Colleen-Design

This packet contains Images used under license from Shutterstock.com

FONTS schoolfonts.com.au teacherspayteachers.com/Store/Kimberly-Geswein-Fonts
teacherspayteachers.com/Store/Ramonam-Graphics

PRINTING TIP This resource has been designed for printing on A4-sized paper. If you are printing on a different size, select "shrink to printable area" or "print to fit page" (or a similar option) in order for the contents of this unit to print correctly.

Copyright © 2013 by Lavinia Pop - All rights reserved by author.

Purchase of this item entitles the purchaser the right to reproduce the pages for personal and classroom use. Duplication for other classes, an entire school or commercial purposes is strictly prohibited without written permission from the author. Minor editing is permitted only for personal use, however the document remains under copyright even when edited. Posting this item in whole or in part on the Internet in any form is strictly prohibited and is a violation of the Digital Millennium Copyright Act (DMCA).

Please be fair and don't share! If you are not the original purchaser of this file, please visit my store to purchase a copy. Kinder-Resources.com

let's connect!



Kinder-Resources.com



facebook.com/inmyworldlavinia



instagram.com/inmyworld_lavinia



pinterest.com/lavinia

Introduction

This winter math activity pack includes a wide range of hands on worksheets designed to support early number sense and foundational math skills in Kindergarten. The activities are ideal for whole group instruction, math centers, independent work, or small group support throughout the winter season.

What's Included

This resource contains a collection of winter themed math worksheets covering counting, number recognition, number order, comparison, patterns, graphing, and early operations.

How to Use

Below is an overview of each activity type included, along with suggestions for classroom use.

1. Winter Counting (3 pages)

Children count the pictures in each box and show the correct number. Use dot markers, number stickers, crayons, or colored pencils. These pages also work well as quick assessments.

2. Winter Cumber Words Match

Children cut out the numerals and paste them under the matching number words.

3. Mittens Ten Frame Number Word Match (3 pages)

Children count the mittens in each ten frame, then find and paste both the matching numeral and number word next to the frame.

4. Base Ten Block Number Match (2 pages)

Children cut out the base ten block tiles and paste them next to the correct number.

5. Base Ten Counting 11–20 (2 pages)

Children count base ten blocks and choose the correct number. These pages can be completed using dot markers, number stickers, or by coloring the correct answer.

6. Ordinal Numbers Cut and Paste (2 pages)

Children cut out ordinal numbers and paste them next to the matching written form.

7. Winter Ordinal Number Positions (2 pages)

Children read the ordinal number on each mitten and color the child who is in that position.

8. Winter More and Less (2 pages)

Children compare two groups of objects and decide which group has more or less. They may circle the correct group or color the pictures.

9. Winter Number Order Picture Scrambles (5 pages)

Children cut and paste number cards in the correct order to reveal a hidden picture. Number sequences included:

- 1–5
- 5–10
- Skip counting by 5s (5–25)
- Skip counting by 10s (10–50)
- Skip counting by 2s (2–10)

10. Winter Missing Numbers (4 pages)

Children find and paste the missing numbers in each number sequence.

11. Mittens Skip Counting by 2s

Children cut and paste numbers in order while skip counting by 2s.

12. Winter Number Before and After (2 pages)

Children write the numbers that come before and after the given number.

13. Mittens Making 10 (2 pages)

Children count objects in each ten frame, determine how many more are needed to make 10, and complete the addition equation.

14. Making 10 Mini Book (4 pages)

Children count objects in each ten frame, work out how many more are needed to make 10, and complete the addition sentence.

To assemble: cut along the horizontal lines and staple the pages together.

Alternatively, children can place the pages in number order after completing them.

15. Winter Addition with Pictures to 10 (3 pages)

Children use the pictures to solve simple addition problems up to 10.

Ten frames or manipulatives may be provided for extra support.

16. Mitten Patterns AB, AAB, ABB, ABC (2 pages)

Children color the mittens to complete and extend each pattern.

17. Winter Count and Graph (4 pages)

Children count each type of object and record their results on the graph.

18. Winter Snowballs Odd and Even Sorting (2 pages)

Children cut and paste numbers into the correct boxes to show odd and even numbers.

19. Winter Color by Number (3 pages)

The first two pages involve rolling dice, adding the numbers, and coloring the picture based on the sum.

The final page is a color by number code activity.

20. Winter Comparing Weight

Children observe the balance scales and color the heavier object in each example.

Educational Benefits

These activities help children develop:

- Counting and number recognition
- Number order and sequencing
- Skip counting and place value awareness
- Comparison skills (more, less, heavier)
- Early addition and making 10
- Pattern recognition
- Graphing and data skills
- Fine motor control through cutting, coloring, and pasting

Classroom Tips

- Laminate selected pages and use with dry erase markers for math centers
- Pair cut and paste pages with small group instruction
- Use dot markers or counters for hands on counting support
- Send selected pages home for extra practice or homework
- Mix worksheet types to support differentiation


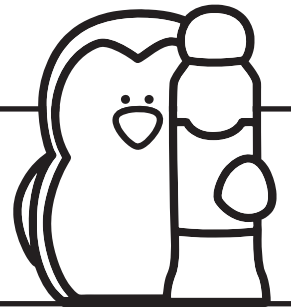
Happy Teaching! :)

Name: _____

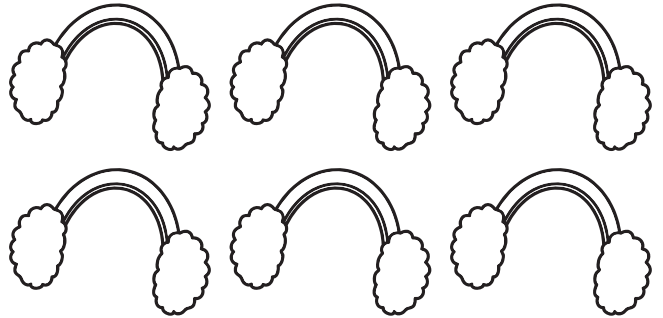


Winter Counting 1


Count the pictures. Color the right number.




① ② ③



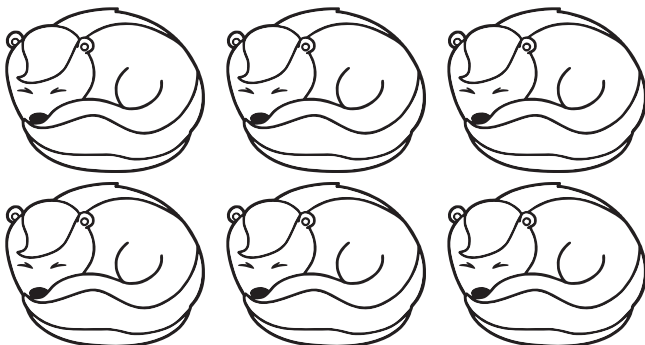
⑤ ⑥ ⑦



③ ④ ⑤



③ ④ ⑤



④ ⑤ ⑥







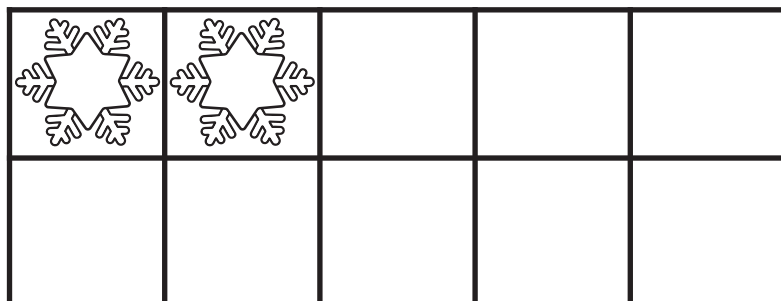



⑧ ⑨ ⑩

Name: _____



Winter Ten Frame Match 1

Cut and paste the numbers and number words next to the matching ten frame.



2

10

4

7

seven

four

two


ten

Name: _____



Winter Base Ten Blocks Counting 1

Count the base ten blocks. Color the right number.



Name: _____



Winter Numbers Before and After 11-20

Write the number that comes before and after each number.

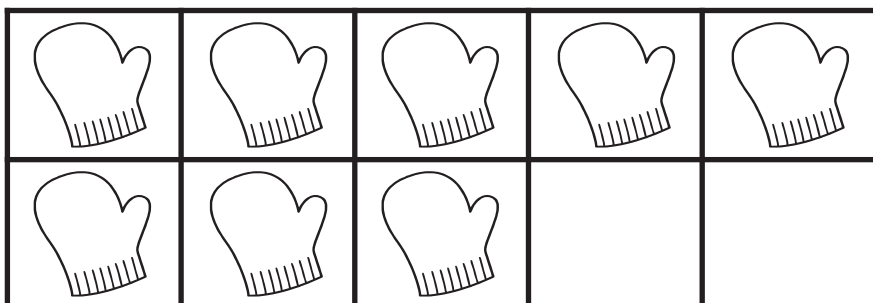


Name: _____

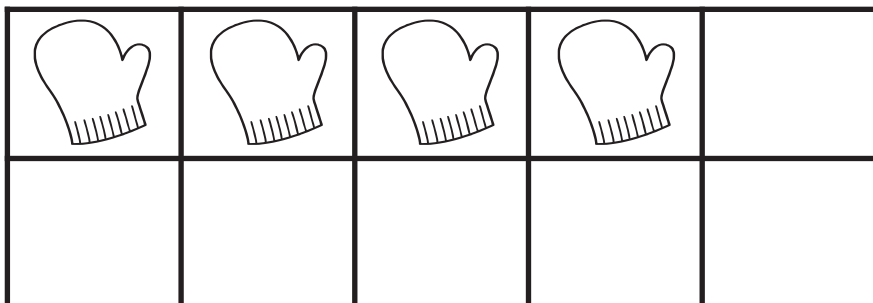


Winter Making 10 A


Count the mittens. How many more do you need to make 10?



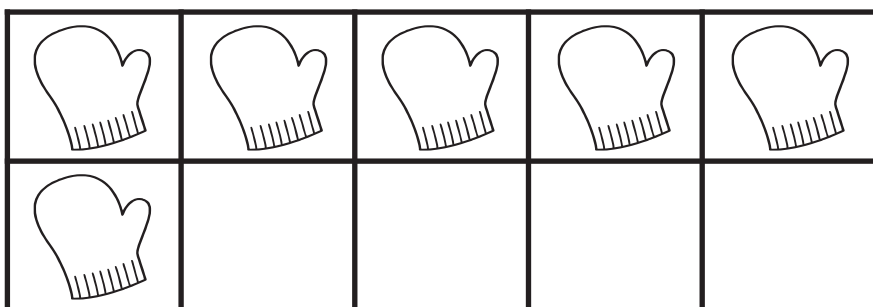
$$\square + \square = 10$$



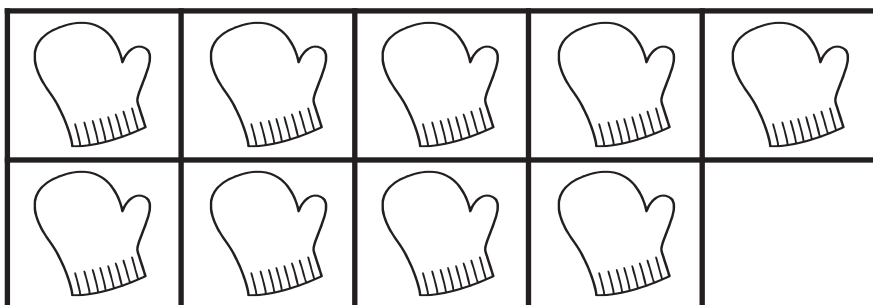
$$\square + \square = 10$$



$$\square + \square = 10$$



$$\square + \square = 10$$




$$\square + \square = 10$$






Name: _____



Winter Count and Graph 1

Count each picture. Color the graph to show how many.



5					
4					
3					
2					
1					
					

Name: _____



Winter Color by Code

Color the picture using the color code.

3



4



6



5



1



2

