



CHRISTMAS

PEG BOARDS



Thank you for downloading this product; I hope you will enjoy using it and that it will be a valuable resource for you! I value your feedback, so please don't hesitate to contact me if you have any concerns whatsoever as I will endeavour to address them. And if you like what I've done, please let me know by leaving feedback at my online store :)

Lavinia

lavinia@kinder-resources.com

ILLUSTRATIONS Kari Bolt, Little Red, Hidesy's Clipart, Dancing Crayon Designs, Whimsy Clips, PartyHead Graphics, Ramona Majdis, Zip-a-Dee-doo-dah-Designs, Bunny on a Cloud, Krista Wallden - Creative Clips, Creating4 the Classroom, Rainbow Sprinkle Studio - Sasha Mitten, First Class Clipart, Erin Colleen Design

teacherspayteachers.com/Store/Kari-Bolt teacherspayteachers.com/Store/Littlered teacherspayteachers.com/Store/Hidesys-Clipart
dancingcrayon.com teacherspayteachers.com/Store/Whimsy-Clips teacherspayteachers.com/Store/Partyhead-Graphics
teacherspayteachers.com/Store/Ramona-Majdis teacherspayteachers.com/Store/Zip-a-dee-doo-dah-Designs
teacherspayteachers.com/Store/Bunny-On-A-Cloud teacherspayteachers.com/Store/Krista-Wallden-Creative-Clips
teacherspayteachers.com/Store/Creating4-The-Classroom teacherspayteachers.com/Store/Rainbow-Sprinkle-Studio-Sasha-Mitten
teacherspayteachers.com/Store/First-Class-Clipart teacherspayteachers.com/Store/Erin-Colleen-Design

This packet contains Images used under license from Shutterstock.com

FONTS schoolfonts.com.au teacherspayteachers.com/Store/Kimberly-Geswein-Fonts
teacherspayteachers.com/Store/Ramonam-Graphics

PRINTING TIP This resource has been designed for printing on A4-sized paper. If you are printing on a different size, select "shrink to printable area" or "print to fit page" (or a similar option) in order for the contents of this unit to print correctly.

Copyright © 2020 by Lavinia Pop - All rights reserved by author.

Purchase of this item entitles the purchaser the right to reproduce the pages for personal and classroom use. Duplication for other classes, an entire school or commercial purposes is strictly prohibited without written permission from the author. Minor editing is permitted only for personal use, however the document remains under copyright even when edited. Posting this item in whole or in part on the Internet in any form is strictly prohibited and is a violation of the Digital Millennium Copyright Act (DMCA).

Please be fair and don't share! If you are not the original purchaser of this file, please visit my store to purchase a copy. Kinder-Resources.com

let's connect!



Kinder-Resources.com



facebook.com/inmyworldlavinia



instagram.com/inmyworld_lavinia



pinterest.com/lavinia

INTRODUCTION

This Christmas Peg Board & Cotton Bud Art set includes 12 fun and engaging Christmas designs children can create using either a peg board with colored pegs or a cotton bud (q-tip) art worksheet. Each design invites children to follow the picture guide, match colors, and fill the dots to form a festive image. This packet is perfect for developing fine-motor skills, hand-eye coordination, and careful attention to detail during the Christmas season.

What's Included

- 12 full-color peg board/pin board activity cards
- 12 matching black-and-white cotton bud (q-tip) worksheets
 - This resource includes the following 12 pictures: angel, bell, candy cane, Christmas tree, elf, gingerbread, ornament, present, reindeer, Santa, stocking, and wreath.

How to Use

- **Peg Board Version:** Print and laminate the color activity cards for durability. Children recreate the image by placing colored pegs or pins on a peg board, matching the colors on the card.
- **Cotton Bud/Q-Tip Version:**
Children fill the empty circles using:
 - Cotton buds dipped in paint
 - Dot markers
 - Glitter glue
 - Pom-poms on pegs
 - Tissue paper or sequins
- **Printing Tip:** To print more cards per page, adjust printer settings to "Multiple pages per sheet."
- **Independent or Small Group Use:** Provide each child with a peg board or worksheet and let them follow the visual guide to complete the Christmas picture.

Educational Benefits

- Strengthens fine-motor control and hand-eye coordination
- Encourages color matching, pattern recognition, and visual discrimination
- Supports one-to-one correspondence and careful counting of dots
- Promotes focus, patience, and task completion
- A festive way to build confidence through simple, achievable art tasks

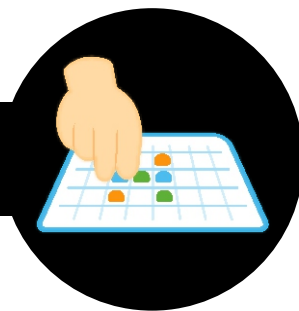
Classroom Tips

- Store laminated cards on a binder ring or in a photo box for easy access.
- Keep small bowls of pegs sorted by color so students can grab what they need quickly.
- Set up a Christmas Fine Motor Station during centers or morning tubs.
- For younger learners, begin with simpler designs like the present.
- For older students, challenge them to create their own peg board Christmas pictures after completing the set.


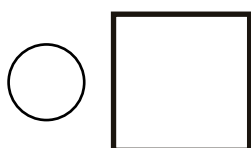




Happy Teaching! :)



I can make... a Christmas tree



I need:



Name:



I can paint... a Christmas tree

•	○	•	•	○	○	•	○	•	○
•	•	•	○	○	○	•	•	•	•
○	•	•	•	○	○	•	•	○	•
•	•	•	○	○	○	○	•	•	•
•	•	○	○	○	○	○	•	•	○
•	•	○	○	○	○	○	○	•	•
○	•	○	○	○	○	○	○	•	•
•	○	○	○	○	○	○	○	○	○
•	○	○	○	○	○	○	○	○	•
•	•	•	•	○	○	•	•	•	•

