

Valentine's Day

Name _____

Lavinia Pop © 2014

A heart is on

a gift.

Glue/Staple



a scarf.



a cupcake.

Glue/Staple




a sweater.

Glue/Staple



an envelope.

Glue/Staple



Name: _____

Lavinia Pop © 2014

on

Trace the following word.

on on on on

Write 4 sentences from your flip book.

1 _____

2 _____


Name _____





Lavinia Pop © 2014

A heart is on

a gift.

Glue/Staple



 <p>a scarf.</p>	 <p>a cupcake.</p>	 <p>a sweater.</p>	 <p>an envelope.</p>
--	--	--	--

who, two, this, give, you, is, has, on, love

Thank you for downloading this product; I hope you will enjoy using it and that it will be a valuable resource for you! I value your feedback, so please don't hesitate to contact me if you have any concerns whatsoever as I will endeavour to address them. And if you like what I've done, please let me know by leaving feedback at my online store :)

Lavinia

lavinia@kinder-resources.com



Kinder-Resources.com



facebook.com/inmyworldlavinia



instagram.com/lavinia_kinder_resources



pinterest.com/lavinia

let's connect!

ILLUSTRATIONS

Kari Bolt, Little Red, Hidesy's Clipart, Dancing Crayon Designs, Whimsy Clips, PartyHead Graphics, Ramona Majdis, Zip-a-Dee-doo-dah-Designs, Bunny on a Cloud, Krista Wallden - Creative Clips, Creating4 the Classroom, Rainbow Sprinkle Studio - Sasha Mitten, First Class Clipart, Erin Colleen Design

teacherspayteachers.com/Store/Kari-Bolt

teacherspayteachers.com/Store/Littlered

teacherspayteachers.com/Store/Hidesys-Clipart

dancingcrayon.com

teacherspayteachers.com/Store/Whimsy-Clips

teacherspayteachers.com/Store/Partyhead-Graphics

teacherspayteachers.com/Store/Ramona-Majdis

teacherspayteachers.com/Store/Zip-a-dee-doo-dah-Designs

teacherspayteachers.com/Store/Bunny-On-A-Cloud

teacherspayteachers.com/Store/Krista-Wallden-Creative-Clips

teacherspayteachers.com/Store/Creating4-The-Classroom

teacherspayteachers.com/Store/Rainbow-Sprinkle-Studio-Sasha-Mitten

teacherspayteachers.com/Store/First-Class-Clipart

teacherspayteachers.com/Store/Erin-Colleen-Design

This packet contains Images used under license from Shutterstock.com

PRINTING TIP: This resource has been designed for printing on A4-sized paper. If you are printing on a different size, select "shrink to printable area" or "print to fit page" (or a similar option) in order for the contents of this unit to print correctly.

Copyright © 2013 by Lavinia Pop - All rights reserved by author.

Purchase of this item entitles the purchaser the right to reproduce the pages for personal and classroom use. Duplication for other classes, an entire school or commercial purposes is strictly prohibited without written permission from the author. Minor editing is permitted only for personal use, however the document remains under copyright even when edited. Posting this item in whole or in part on the Internet in any form is strictly prohibited and is a violation of the Digital Millennium Copyright Act (DMCA).

Please be fair and don't share! If you are not the original purchaser of this file, please visit my store to purchase a copy. Kinder-Resources.com

Introduction

This book contains 9 Valentine's Day sight word flip books in black and white and color. Each flip book includes simple Valentine themed sentences that support repeated reading and sight word recognition. A matching worksheet is included for each book, allowing children to trace the focus sight word and write their favorite sentences from the flip book.

Directions for Use

1. Cut out each rectangle on the page.
2. Cut along the lines of the bottom rectangle only.
3. Leave the top rectangle intact. This will become the base of the flip book.
4. Stack the flip pages one on top of the other, keeping the top rectangle at the bottom.
5. Staple or glue the pages to the base to create the flip book.
6. Once assembled, students can read their flip books multiple times for fluency practice, then complete the worksheet by tracing the sight word and writing sentences from the book.

Educational Benefits

- Builds sight word recognition through repeated exposure
- Strengthens early reading fluency and confidence
- Supports print tracking and left-to-right reading habits
- Encourages sentence reading in a simple, predictable format
- Develops handwriting and fine motor skills with tracing
- Reinforces writing skills by copying and writing sentences

Happy Teaching :)

This is the page before cutting. The top sentence strip will be the base of the flip book, and the pictures below will become the flip pages.



After cutting, the top strip stays in one piece, and the picture cards are cut apart and stacked in order.



The picture cards are placed under the sentence strip and stapled or glued on one side to create a flip book students can easily read and flip.




Name _____

© Lavinia Pop


Glue/Staple

Here is a




**box of
chocolates.**

Glue/Staple

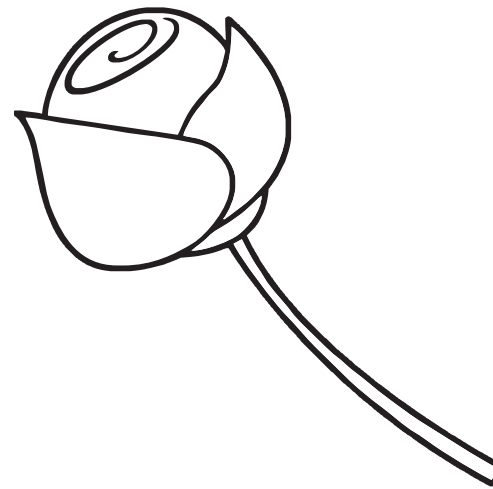


teddy bear.




balloon.

Glue/Staple



flower.

Glue/Staple



letter.

Name: _____

© Lavinia Pop

is



Trace the following word.

is is is is



Write 4 sentences from your flip book.

1

2

3

4

Name _____

© Lavinia Pop

Glue/Staple

Here **is** a



**box of
chocolates.**




teddy bear.

Glue/Staple




balloon.

Glue/Staple



flower.

Glue/Staple



letter.