


# Winter


## Missing Letters


Name: \_\_\_\_\_

© Lavinia Pop 2013

 Cut and paste the missing letters in the correct squares.

|   |   |   |
|---|---|---|
| a | b |   |
|   | e | f |
| g |   | i |
| l | m |   |
|   | r | s |
|   | w | x |








|   |   |  |   |
|---|---|--|---|
| c | q |  | o |
| k |   |  | y |

Name: \_\_\_\_\_

© Lavinia Pop 2013

 Write the missing letters.

|   |   |   |  |   |   |   |
|---|---|---|--|---|---|---|
| a | b   |  | d  | e | f   | g |
| h | i   | j   | k  | l |  | n |
| o | p   | q   |  | s | t   | u |
| v |  | x   | y  | z |   |   |

 Cut and paste the missing letters in the correct squares

|   |   |   |   |
|---|---|---|---|
| b |   | d |   |
|   | h |   | j |



|   |   |   |   |
|---|---|---|---|
| k | e | g | i |
|---|---|---|---|

**Thank you** for downloading this product; I hope you will enjoy using it and that it will be a valuable resource for you! I value your feedback, so please don't hesitate to contact me if you have any concerns whatsoever as I will endeavour to address them. And if you like what I've done, please let me know by leaving feedback at my online store :)

Lavinia

[lavinia@kinder-resources.com](mailto:lavinia@kinder-resources.com)

**ILLUSTRATIONS** Kari Bolt, Little Red, Hidesy's Clipart, Dancing Crayon Designs, Whimsy Clips, PartyHead Graphics, Ramona Majdis, Zip-a-Dee-doo-dah-Designs, Bunny on a Cloud, Krista Wallden - Creative Clips, Creating4 the Classroom, Rainbow Sprinkle Studio - Sasha Mitten, First Class Clipart, Erin Colleen Design

[teacherspayteachers.com/Store/Kari-Bolt](https://teacherspayteachers.com/Store/Kari-Bolt)   [teacherspayteachers.com/Store/Littlered](https://teacherspayteachers.com/Store/Littlered)   [teacherspayteachers.com/Store/Hidesys-Clipart](https://teacherspayteachers.com/Store/Hidesys-Clipart)  
[dancingcrayon.com](https://dancingcrayon.com)   [teacherspayteachers.com/Store/Whimsy-Clips](https://teacherspayteachers.com/Store/Whimsy-Clips)   [teacherspayteachers.com/Store/Partyhead-Graphics](https://teacherspayteachers.com/Store/Partyhead-Graphics)  
[teacherspayteachers.com/Store/Ramona-Majdis](https://teacherspayteachers.com/Store/Ramona-Majdis)   [teacherspayteachers.com/Store/Zip-a-dee-doo-dah-Designs](https://teacherspayteachers.com/Store/Zip-a-dee-doo-dah-Designs)  
[teacherspayteachers.com/Store/Bunny-On-A-Cloud](https://teacherspayteachers.com/Store/Bunny-On-A-Cloud)   [teacherspayteachers.com/Store/Krista-Wallden-Creative-Clips](https://teacherspayteachers.com/Store/Krista-Wallden-Creative-Clips)  
[teacherspayteachers.com/Store/Creating4-The-Classroom](https://teacherspayteachers.com/Store/Creating4-The-Classroom)   [teacherspayteachers.com/Store/Rainbow-Sprinkle-Studio-Sasha-Mitten](https://teacherspayteachers.com/Store/Rainbow-Sprinkle-Studio-Sasha-Mitten)  
[teacherspayteachers.com/Store/First-Class-Clipart](https://teacherspayteachers.com/Store/First-Class-Clipart)   [teacherspayteachers.com/Store/Erin-Colleen-Design](https://teacherspayteachers.com/Store/Erin-Colleen-Design)

This packet contains Images used under license from Shutterstock.com

**FONTS** [schoolfonts.com.au](https://schoolfonts.com.au)   [teacherspayteachers.com/Store/Kimberly-Geswein-Fonts](https://teacherspayteachers.com/Store/Kimberly-Geswein-Fonts)  
[teacherspayteachers.com/Store/Ramonam-Graphics](https://teacherspayteachers.com/Store/Ramonam-Graphics)

**PRINTING TIP** This resource has been designed for printing on A4-sized paper. If you are printing on a different size, select "shrink to printable area" or "print to fit page" (or a similar option) in order for the contents of this unit to print correctly.

Copyright © 2013 by Lavinia Pop - All rights reserved by author.

Purchase of this item entitles the purchaser the right to reproduce the pages for personal and classroom use. Duplication for other classes, an entire school or commercial purposes is strictly prohibited without written permission from the author. Minor editing is permitted only for personal use, however the document remains under copyright even when edited. Posting this item in whole or in part on the Internet in any form is strictly prohibited and is a violation of the Digital Millennium Copyright Act (DMCA).

Please be fair and don't share! If you are not the original purchaser of this file, please visit my store to purchase a copy. [Kinder-Resources.com](https://Kinder-Resources.com)

let's connect!



[Kinder-Resources.com](https://Kinder-Resources.com)



[facebook.com/inmyworldlavinia](https://facebook.com/inmyworldlavinia)



[instagram.com/laviniaPOP\\_kinder\\_resources](https://instagram.com/laviniaPOP_kinder_resources)



[pinterest.com/laviniaPOP](https://pinterest.com/laviniaPOP)

# Introduction

This resource includes a variety of alphabet cut and paste worksheets designed to help children develop confidence with letter recognition and alphabetical order. Through hands-on activities, students will identify, write, and sequence the letters of the alphabet while building fine motor skills.

## What's Included

- 10 lowercase alphabet worksheets – write the missing letters and cut and paste the letter tiles in the correct order
- 10 uppercase alphabet worksheets – complete the missing capital letters and paste the correct tiles
- 10 full-alphabet cut and paste worksheets – paste 10 missing letters to complete the entire alphabet

## How to Use

- Begin with the lowercase or uppercase pages for focused letter sequencing practice
- Encourage students to say the alphabet aloud as they complete each worksheet
- Use the full-alphabet pages as a review or assessment of alphabetical order knowledge
- Ideal for literacy centers, morning tubs, small groups, or at-home practice

## Skills Covered

- Letter recognition (uppercase and lowercase)
- Alphabet sequence and order
- Visual discrimination
- Fine motor skills through cutting and pasting





Happy Teaching! :)

Name: \_\_\_\_\_

© Lavinia Pop 2013



Write the missing letters.

a b  d e f g  
h i j k l  n  
o p q  s t u  
v  x y z



Cut and paste the missing letters in the correct squares.

|   |   |   |   |   |
|---|---|---|---|---|
| b |   | d |   | f |
|   | h |   | j |   |




k e g i c

Name: \_\_\_\_\_

© Lavinia Pop 2013




Write the missing letters.



**B**

**C**




**E**

**F**

**G**


**H**

**I**




**K**

**L**




**N**

**O**



**Q**

**R**





**T**

**U**

**V**

**W**



**Z**



Cut and paste the missing letters in the correct squares.

|          |          |  |          |          |
|----------|----------|--|----------|----------|
| <b>A</b> |          |  | <b>D</b> | <b>E</b> |
|          | <b>G</b> |  | <b>I</b> |          |



**H**

**B**

**F**

**C**

**J**

Name: \_\_\_\_\_

© Lavinia Pop 2013



Cut and paste the missing letters in the correct squares.



|          |          |          |  |          |
|----------|----------|----------|--|----------|
| <b>A</b> |          | <b>C</b> |  |          |
| <b>D</b> | <b>E</b> |          |  |          |
|          | <b>H</b> |          |  |          |
|          | <b>M</b> |          | <b>O</b>   |          |
| <b>Q</b> |          | <b>S</b> | <b>T</b>   | <b>U</b> |
|          | <b>W</b> | <b>X</b> |  | <b>Z</b> |



|          |          |          |          |          |
|----------|----------|----------|----------|----------|
| <b>L</b> | <b>R</b> | <b>B</b> | <b>V</b> | <b>I</b> |
| <b>G</b> | <b>Y</b> | <b>N</b> | <b>F</b> | <b>P</b> |