



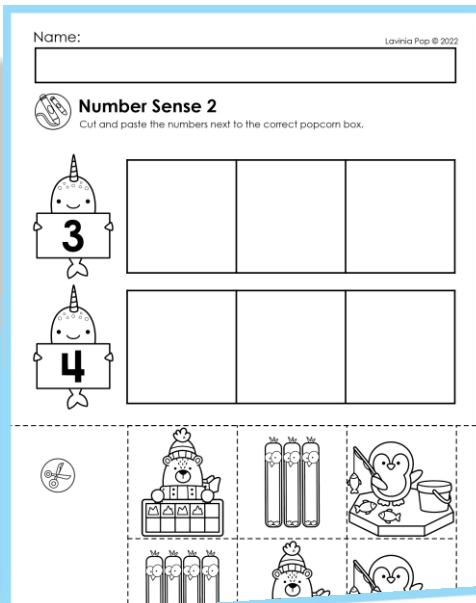



# Lavinia Pop

# POLAR ANIMALS

## Worksheets & Activities



# Preschool

**Thank you** for downloading this product; I hope you will enjoy using it and that it will be a valuable resource for you! I value your feedback, so please don't hesitate to contact me if you have any concerns whatsoever as I will endeavour to address them. And if you like what I've done, please let me know by leaving feedback at my online store :)

Lavinia

[lavinia@inmyworld.com.au](mailto:lavinia@inmyworld.com.au)

**ILLUSTRATIONS** Kari Bolt, Creating4 the Classroom, Dancing Crayon Designs, Whimsy Clips, Hidesy's Clipart, Ramona Majdis, Zip-a-Dee-doo-dah-Designs, Bunny on a Cloud

[www.teacherspayteachers.com/Store/Kari-Bolt](http://www.teacherspayteachers.com/Store/Kari-Bolt) <https://www.teacherspayteachers.com/Store/Creating4-The-Classroom>

[www.dancingcrayon.com](http://www.dancingcrayon.com) [www.teacherspayteachers.com/Store/Whimsy-Clips](http://www.teacherspayteachers.com/Store/Whimsy-Clips) [www.teacherspayteachers.com/Store/Hidesys-Clipart](http://www.teacherspayteachers.com/Store/Hidesys-Clipart)

[www.teacherspayteachers.com/Store/Ramona-Majdis](http://www.teacherspayteachers.com/Store/Ramona-Majdis) [www.teacherspayteachers.com/Store/Zip-a-dee-doo-dah-Designs](http://www.teacherspayteachers.com/Store/Zip-a-dee-doo-dah-Designs)

[www.teacherspayteachers.com/Store/Bunny-On-A-Cloud](http://www.teacherspayteachers.com/Store/Bunny-On-A-Cloud)

This packet contains Images used under license from Shutterstock.com

**FONTS** [www.schoolfonts.com.au](http://www.schoolfonts.com.au) [www.teacherspayteachers.com/Store/Kimberly-Geswein-Fonts](http://www.teacherspayteachers.com/Store/Kimberly-Geswein-Fonts)  
[www.teacherspayteachers.com/Store/Ramonam-Graphics](http://www.teacherspayteachers.com/Store/Ramonam-Graphics)

**PRINTING TIP** This resource has been designed for printing on A4-sized paper. If you are printing on a different size, select "shrink to printable area" or "print to fit page" (or a similar option) in order for the contents of this unit to print correctly.

Copyright © 2022 by Lavinia Pop - All rights reserved by author.

Purchase of this item entitles the purchaser the right to reproduce the pages for personal and classroom use. Duplication for other classes, an entire school or commercial purposes is strictly prohibited without written permission from the author. Minor editing is permitted only for personal use, however the document remains under copyright even when edited. Posting this item in whole or in part on the Internet in any form is strictly prohibited and is a violation of the Digital Millennium Copyright Act (DMCA).

Please be fair and don't share! If you are not the original purchaser of this file, please visit my blog to obtain a link to one of my online stores. [www.inmyworld.com.au](http://www.inmyworld.com.au)

let's connect!



In My World

[www.inmyworld.com.au](http://www.inmyworld.com.au)



[www.facebook.com/inmyworldlavinia](http://www.facebook.com/inmyworldlavinia)



[www.instagram.com/inmyworld\\_lavinia](http://www.instagram.com/inmyworld_lavinia)



[www.pinterest.com/lavinia](http://www.pinterest.com/lavinia)

# INTRODUCTION

## **About this book**

This book contains a collection of polar animal themed worksheets for use with children in Preschool, Pre-Kindergarten, Transitional Kindergarten and Kindergarten (Prep/Foundation).

Following is an outline of the activities included in this unit and suggestions for use.

## **Penguin and Fish Letters in My Name**

Children colour the fish that contain the letters in their names.

## **Penguin Cutting Practice**

Children will cut out the different items and paste them on the penguin.

## **Penguin Pasting Fun**

**Materials needed:** black and orange tissue paper

Children will paste torn black and orange tissue paper to make a penguin.

## **Polar Animals Pre-Writing Practice (2 pages)**

Children will follow the path from one side of the page to the other.

## **Polar Animals Tracing Fun (4 pages)**

Children will trace along the dashed lines and then colour the picture.

## **Penguin Upper Case Tracing (3 pages)**

Children will trace the letters and colour the pictures.

## **Polar Bear Lower Case Tracing (3 pages)**

Children will trace the letters and colour the pictures.

## **Alphabet Matching (4 pages)**

Children will cut and paste the lower case letters under the matching capital letter.

## **Polar Animals Missing letters (2 pages)**

Children will trace the letters then write the ones that are missing.

## **Beginning Sounds (5 pages)**

Children will cut out the letters from the bottom of the page and paste them under the matching picture.

## **Polar Animals Syllables**

Children will colour the number that shows how many syllables for each word.

### **Rhyming Words**

Children will circle the picture that rhymes with the first one in each row.

### **CVC Words**

Children will circle the word that matches the picture.

### **Polar Animals Sight Words (5 pages)**

**Materials needed:** bingo dabbers and coloured pencils/crayons/markers

Children will use the sight word code to color the picture.

### **Arctic Animals Reader (colour and B&W) with comprehension questions**

Children will read the reader and answer the comprehension questions. Two options of the comprehension page are included: one with picture support and one without.

### **Polar Animals What is Different?**

Children will circle the picture that is different in each row.

### **Polar Animals What Doesn't Belong?**

Children will circle the picture that doesn't belong in each row.

### **Polar Animals Sorting (polar/not polar)**

Children will cut out the animals from the bottom of the page and paste them in the correct box.

### **Polar Bear Life Cycle Sequencing**

Children will cut out the pictures from the side of the page and paste them in order to show the life cycle of a polar bear.

### **Polar Animals Read and Colour**

Children will colour the picture following the instructions at the bottom the page.

### **Polar Animals Patterns (AB)**

Children will cut out the pictures from the bottom of the page and paste them in the correct box to complete each pattern.

### **Arctic Fox Number Tracing (2 pages)**

Children will trace the numbers and colour the pictures.

### **Penguin Number Match (2 pages)**

Children will cut out the numbers from the side of the page and paste them in the correct boxes.

### **Polar Animals Number Match (5 pages)**

Children will cut out the different number representations and paste them in the correct boxes.

### **Missing Numbers**

Children will cut out the numbers from the side of the page and paste them in the empty boxes to complete the number sequences.

### **Polar Bear and Walrus Number Order (2 pages)**

Children will cut out the puzzle strips from the bottom of the page and paste them in order to reveal the picture.

### **Polar Animals Count and Graph**

Children count how many of each and complete the graph.

### **Seal and Fish Prepositions**

Children colour the image that shows the preposition.

### **Penguin Stack Height Order**

Children will cut and paste the stacked penguin from shortest to tallest.

### **Penguin Shapes**

Children will use the code to colour the picture.

Happy Teaching :)


Name:

Lavinia Pop © 2022



## Tracing Fun 3

Trace along the dotted lines. Color the picture.




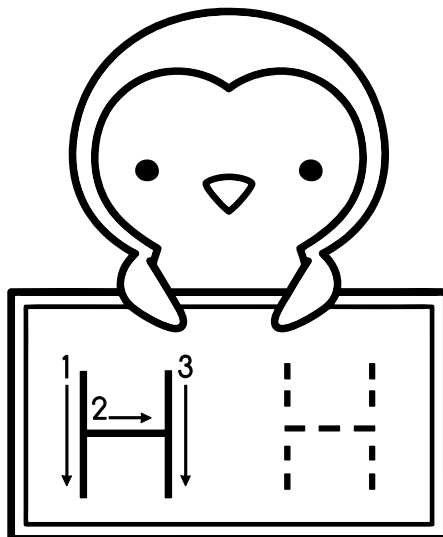

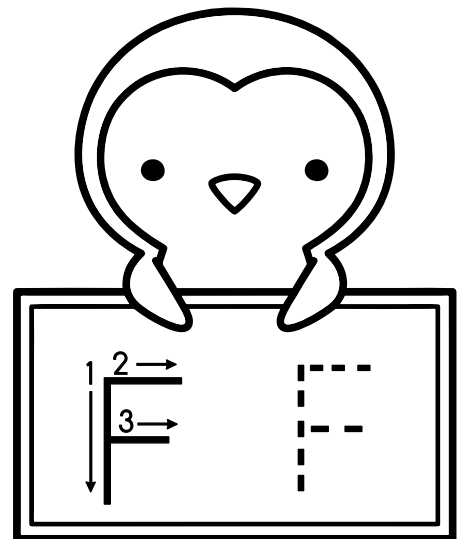





Name: \_\_\_\_\_

Lavinia Pop © 2022



# Upper Case Letter Tracing 1

Trace the dashed letters.









Name:

Lavinia Pop © 2022



## Beginning Sounds 2

Cut out the letters and paste them under the correct picture.



a

b

c

d

e

f

g

h



Name: \_\_\_\_\_

Lavinia Pop © 2022



## Sight Words 1

Color each circle using the code:



a



and



I



see



can



me




the



you


you	the	you	can	me	can	me	you	the	you
the	you	me	I	see	I	see	can	you	the
you	the	can	and	I	see	me	me	the	you
the	you	me	I	a	a	see	can	you	the
can	the	you	me	I	see	can	you	the	me
the	can	me	I	see	I	see	can	me	the
you	me	can	see	I	see	I	me	can	you
the	can	me	I	see	I	see	can	me	the
you	me	can	me	can	me	can	me	can	you
a	a	me	can	me	can	me	can	a	a

# Arctic Animals



Name \_\_\_\_\_

Lavinia Pop © 2022



I see a white polar bear.

# Arctic Animals



Name

Lavinia Pop © 2022



I see a white polar bear.

Name:

Lavinia Pop © 2022



## Reading Comprehension

Answer the questions.



### 1. What is the book about?

- A** Arctic animals
- B** African animals

### 2. What color is the polar bear?

- A** brown
- B** white

### 3. Which animal is brown?

- A** the Arctic hare
- B** the walrus

### 4. Which animal lives in the water?

- A** the orca
- B** the Arctic wolf

Name: \_\_\_\_\_

Lavinia Pop © 2022










## Sorting

Cut out the animals and paste them in the right box.

# POLAR



# NOT POLAR




Name:



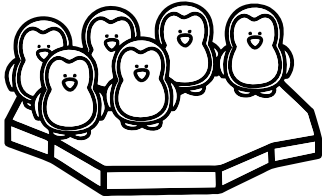


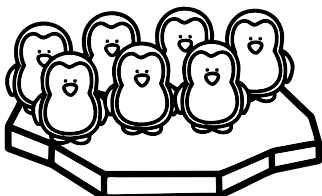








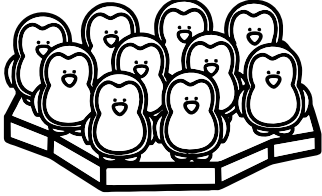
Lavinia Pop © 2022



## Number Match 2

Cut and paste the numbers in the correct box.



8

6

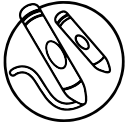
10

9

7

Name:

Lavinia Pop © 2022




## Number Sense 2







Cut and paste the numbers next to the correct popcorn box.



--	--	--




--	--	--



Name:

Lavinia Pop © 2022



## Height Order

Cut and paste the stack of penguins from shortest to tallest.

--	--	--	--	--

