

Sentence SCRAMBLE

GROUNDHOG DAY

6
The




6
has


6
a



GROUNDHOG DAY

Name


 Cut and paste the word cards in correct order.


 Write the sentence.

groundhog hat. The has

GROUNDHOG DAY

Name

 Cut and paste the word cards in correct order.

 Write the sentence.

hat. The has

Lavinia Pop

Thank you for downloading this product; I hope you will enjoy using it and that it will be a valuable resource for you! I value your feedback, so please don't hesitate to contact me if you have any concerns whatsoever as I will endeavour to address them. And if you like what I've done, please let me know by leaving feedback at my online store :)

Lavinia

lavinia@kinder-resources.com



[Kinder-Resources.com](https://www.kinder-resources.com)



facebook.com/inmyworldlavinia



instagram.com/lavinia_kinder_resources



pinterest.com/lavinia

let's connect!

ILLUSTRATIONS

Kari Bolt, Little Red, Hidesy's Clipart, Dancing Crayon Designs, Whimsy Clips, PartyHead Graphics, Ramona Majdis, Zip-a-Dee-doo-dah-Designs, Bunny on a Cloud, Krista Wallden - Creative Clips, Creating4 the Classroom, Rainbow Sprinkle Studio - Sasha Mitten, First Class Clipart, Erin Colleen Design

teacherspayteachers.com/Store/Kari-Bolt

teacherspayteachers.com/Store/Littlered

teacherspayteachers.com/Store/Hidesys-Clipart

[dancingcrayon.com](https://teacherspayteachers.com/Store/Dancing-Crayon-Designs)

teacherspayteachers.com/Store/Whimsy-Clips

[teacherspayteachers.com/StorePartyhead-Graphics](https://teacherspayteachers.com/Store/Partyhead-Graphics)

teacherspayteachers.com/Store/Ramona-Majdis

teacherspayteachers.com/Store/Zip-a-dee-doo-dah-Designs

teacherspayteachers.com/Store/Bunny-On-A-Cloud

teacherspayteachers.com/Store/Krista-Wallden-Creative-Clips

teacherspayteachers.com/Store/Creating4-The-Classroom

teacherspayteachers.com/Store/Rainbow-Sprinkle-Studio-Sasha-Mitten

teacherspayteachers.com/Store/First-Class-Clipart

teacherspayteachers.com/Store/Erin-Colleen-Design

This packet contains Images used under license from Shutterstock.com

PRINTING TIP: This resource has been designed for printing on A4-sized paper. If you are printing on a different size, select "shrink to printable area" or "print to fit page" (or a similar option) in order for the contents of this unit to print correctly.

Copyright © 2026 by Lavinia Pop - All rights reserved by author.

Purchase of this item entitles the purchaser the right to reproduce the pages for personal and classroom use. Duplication for other classes, an entire school or commercial purposes is strictly prohibited without written permission from the author. Minor editing is permitted only for personal use, however the document remains under copyright even when edited. Posting this item in whole or in part on the Internet in any form is strictly prohibited and is a violation of the Digital Millennium Copyright Act (DMCA).

Please be fair and don't share! If you are not the original purchaser of this file, please visit my store to purchase a copy. [Kinder-Resources.com](https://www.kinder-resources.com)

INTRODUCTION

This printable packet includes a collection of Groundhog Day themed sentence building activities designed to support early reading and sentence structure skills in Kindergarten and early Grade 1. The activities are provided in two differentiated worksheet versions, allowing teachers to easily meet the needs of emerging and developing readers.

What's Included

- Groundhog Day sentence scramble word cards
- Cut and paste sentence building worksheets (two worksheet versions for differentiation)

How to Use

- *Sentence Scramble Center*

Print and laminate the word cards for durability. Cut along the dotted lines to separate the words. Children arrange the cards to build a sentence in the correct order. After building the sentence, they write the sentence on the worksheet to reinforce word order and sentence structure.

- *Worksheet Version 1: No Model Sentence*

This version is designed for children who are ready to build sentences more independently. Students cut and paste the word cards in the correct order and then write the sentence without a visual sentence prompt.

- *Worksheet Version 2: Model Sentence Included*

This version provides a printed sentence at the top of the page to support children who need additional guidance. Students use the model sentence to help order the word cards correctly before writing the sentence.

Educational Benefits

- Builds early sentence structure and word order awareness
- Reinforces sight words and simple vocabulary
- Supports fine motor development through cut and paste activities
- Encourages confidence with early reading and writing
- Allows easy differentiation within the same activity

Classroom Tips

- Use the model sentence version for guided practice or small groups
- Offer the no model sentence version as an extension or challenge
- Mix both versions in literacy centers for natural differentiation
- Encourage children to read their completed sentences aloud

Happy Teaching! :)

SENTENCES

INCLUDED

1. I see a groundhog.
2. It is Groundhog Day!
3. Are groundhogs brown?
4. The groundhog comes out.
5. The groundhog stands up tall.
6. The groundhog has a hat.
7. The groundhog shovels snow.
8. Are the flowers for me?
9. We look in the hole.
10. The groundhog is in.
11. The groundhog sleeps in his bed.
12. Do groundhogs drinks tea?
13. The groundhog made a shadow!
14. The groundhog sees his shadow.
15. The groundhog sees no shadow.
16. The sun is so bright!
17. He is so cold!
18. Winter is cold and snowy.
19. Spring is warm and sunny.
20. I hope for an early Spring.

1

I

1

see

1

a

1



groundhog.

2

It

2


is

2



Groundhog

2



Day!

3

Are

3



groundhogs

3




brown?

4

The

16



bright!

17

He

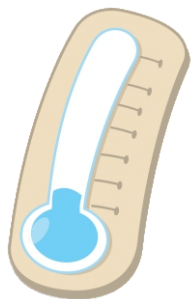
17

is

17

so

17



cold!

18

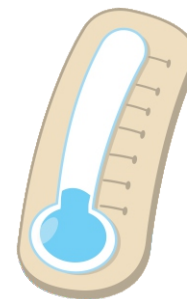


Winter

18

is

18



cold

18

and

18



snowy.

19



Spring

19


is

GROUNDHOG DAY

Name



Cut and paste the word cards in correct order.



I

--	--	--	--



Write the sentence.



groundhog.

I

a

see


GROUNDHOG DAY

Name

--



Cut and paste the word cards in correct order.



--	--	--	--	--



Write the sentence.



cold

snowy.

is

and

Winter

GROUNDHOG DAY

Name

--



Cut and paste the word cards in correct order.

--	--	--



Write the sentence.



Are groundhogs brown?



brown?

Are

groundhogs

GROUNDHOG DAY

Name



Cut and paste the word cards in correct order.



Winter is cold and snowy.

--	--	--	--	--



Write the sentence.



cold

snowy.

is

and

Winter