




MY BOOK OF

Winter

WORDS



Lavinia Pop

Thank you for downloading this product; I hope you will enjoy using it and that it will be a valuable resource for you! I value your feedback, so please don't hesitate to contact me if you have any concerns whatsoever as I will endeavour to address them. And if you like what I've done, please let me know by leaving feedback at my online store :)

Lavinia

lavinia@kinder-resources.com

ILLUSTRATIONS Kari Bolt, Little Red, Hidesy's Clipart, Dancing Crayon Designs, Whimsy Clips, PartyHead Graphics, Ramona Majdis, Zip-a-Dee-doo-dah-Designs, Bunny on a Cloud, Krista Wallden - Creative Clips, Creating4 the Classroom, Rainbow Sprinkle Studio - Sasha Mitten, First Class Clipart, Erin Colleen Design

teacherspayteachers.com/Store/Kari-Bolt teacherspayteachers.com/Store/Littlered teacherspayteachers.com/Store/Hidesys-Clipart
dancingcrayon.com teacherspayteachers.com/Store/Whimsy-Clips teacherspayteachers.com/Store/Partyhead-Graphics
teacherspayteachers.com/Store/Ramona-Majdis teacherspayteachers.com/Store/Zip-a-dee-doo-dah-Designs
teacherspayteachers.com/Store/Bunny-On-A-Cloud teacherspayteachers.com/Store/Krista-Wallden-Creative-Clips
teacherspayteachers.com/Store/Creating4-The-Classroom teacherspayteachers.com/Store/Rainbow-Sprinkle-Studio-Sasha-Mitten
teacherspayteachers.com/Store/First-Class-Clipart teacherspayteachers.com/Store/Erin-Colleen-Design

This packet contains Images used under license from Shutterstock.com

FONTS schoolfonts.com.au teacherspayteachers.com/Store/Kimberly-Geswein-Fonts
teacherspayteachers.com/Store/Ramonam-Graphics

PRINTING TIP This resource has been designed for printing on A4-sized paper. If you are printing on a different size, select "shrink to printable area" or "print to fit page" (or a similar option) in order for the contents of this unit to print correctly.

Copyright © 2013 by Lavinia Pop - All rights reserved by author.

Purchase of this item entitles the purchaser the right to reproduce the pages for personal and classroom use. Duplication for other classes, an entire school or commercial purposes is strictly prohibited without written permission from the author. Minor editing is permitted only for personal use, however the document remains under copyright even when edited. Posting this item in whole or in part on the Internet in any form is strictly prohibited and is a violation of the Digital Millennium Copyright Act (DMCA).

Please be fair and don't share! If you are not the original purchaser of this file, please visit my store to purchase a copy. Kinder-Resources.com

let's connect!



Kinder-Resources.com



facebook.com/inmyworldlavinia



instagram.com/laviniaPOP_kinder_resources



pinterest.com/laviniaPOP

Introduction

This Christmas Vocabulary Booklet has been created to help students learn, practice, and use seasonal Christmas vocabulary in fun and engaging ways. With traceable words, writing lines, and Christmas themed illustrations, children can strengthen their handwriting, spelling, and vocabulary skills while enjoying festive holiday activities.

Directions for use

This resource is flexible and can be used in multiple ways:

1. Personal Vocabulary Booklets

- Print the pages you wish to use, cut them in half, and staple together.
- For an added challenge, students can put the pages in alphabetical order before stapling.
- On each page, students trace the focus word, then write it independently on the line provided.
- Extra writing lines are included (can be photocopied on the back) so students can extend their work by creating sentences.
- Students finish by coloring the picture to personalize their booklets.

2. Collaborative Classroom Booklet

- Assign one page to each student.
- Students complete their page by tracing, writing, extending with sentences, and coloring.
- Collect all pages and staple them together to create a classroom vocabulary book.
- Create two class booklets—use one this year and save the other for the following year.

3. Homework

- Choose a few pages, print them, and send them home for students to work on independently during the week.

This booklet can be used for whole-class instruction, small groups, literacy centers, or independent practice.

Happy Teaching! :)

Words Included

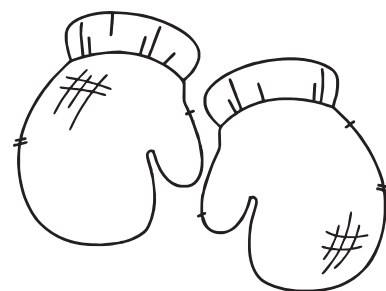

This unit contains some duplicate pages to accommodate American and Australian spelling and seasons.

winter tree
snow
snowflake
snowman
snowball
snowball fight
snow angel
snow fort
hat
scarf
mittens
boots
sweater/jumper
socks
earmuffs
coat
shovel
blanket
thermometer
hot chocolate
fire
fireplace
firewood
chimney
ice skates
ice skating
sled
sledding
ice hockey
snow boarding
skiing

fog
icicles
wind
sick
cold
sneeze
igloo
melt
gloves
hibernate
wool
snowstorm

Our book of

Winter



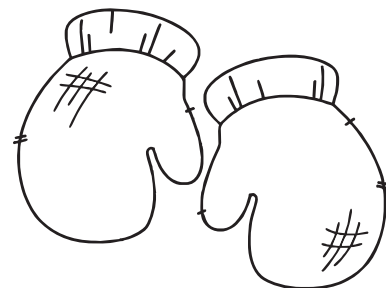

Words

Name

Lavinia Pop © 2013

Our book of

Winter

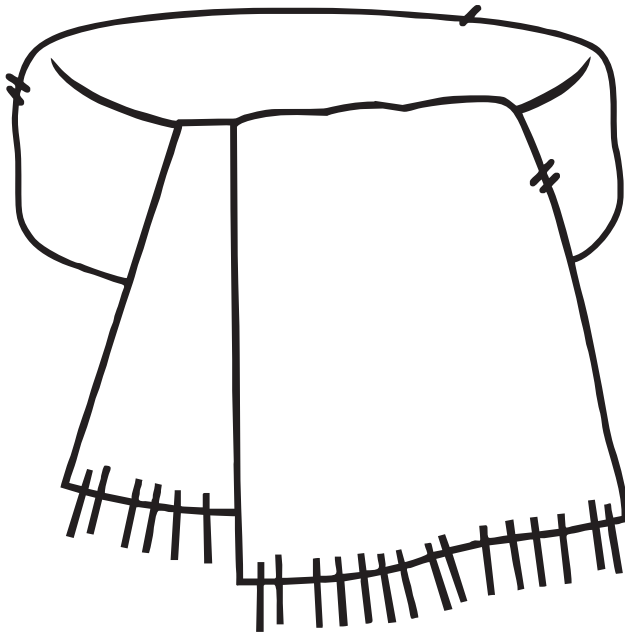


Words

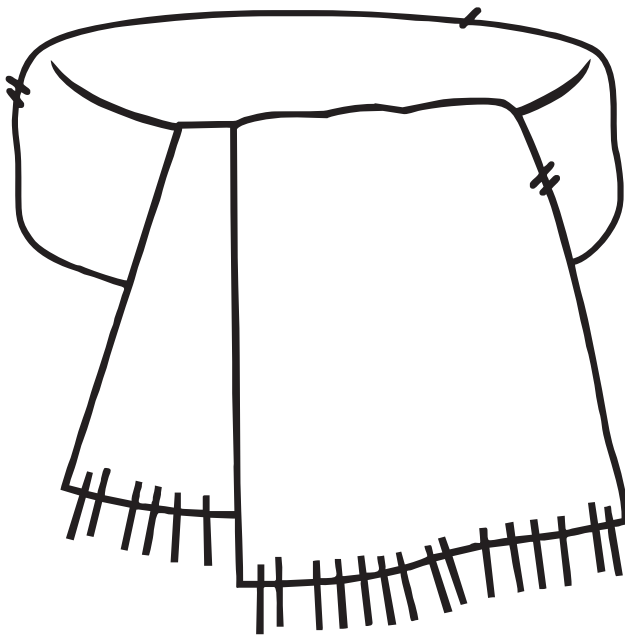
Name

Lavinia Pop © 2013

This image shows a blank sheet of handwriting practice paper. It features four sets of horizontal lines designed for letter formation. Each set consists of three lines: a top solid line, a middle dashed line, and a bottom solid line. A vertical solid line runs down the right side of the page, creating a margin. The entire page is enclosed in a black border.This image shows a blank sheet of handwriting practice paper. It features four sets of horizontal lines designed for letter formation. Each set consists of three lines: a top solid line, a middle dashed line, and a bottom solid line. A vertical solid line runs down the right side of the page, creating a margin. The entire sheet is white with black lines.



scarf



scarf



hot

chocolate



hot

chocolate




ice
skating



ice
skating

hibernate



hibernate

