



# Number Maze

## Numbers 1-20

Name: \_\_\_\_\_

Number Maze: Numbers 1-20 © Lavinia Pop


 **Number 11 Maze**  
Start at 11. Color the number 11s to reach the end.




	11	12	18	14
15	11	19	20	
17	11	12	16	
14	11	15	19	
19	11	11	11	
16	13	20	12	


Name: \_\_\_\_\_

Number Maze: Numbers 1-20 © Lavinia Pop

 **Number 4 Maze**  
Start at 4. Color the number 4s to reach the end.



	8	2	9	6
4	5	6	1	7
4	9	4	4	4
4	10	4	9	4
4	8	4	5	4
4	4	4	2	END



**Thank you** for downloading this product; I hope you will enjoy using it and that it will be a valuable resource for you! I value your feedback, so please don't hesitate to contact me if you have any concerns whatsoever as I will endeavour to address them. And if you like what I've done, please let me know by leaving feedback at my online store :)

Lavinia

[lavinia@kinder-resources.com](mailto:lavinia@kinder-resources.com)

**ILLUSTRATIONS** Kari Bolt, Erin Colleen Design, Little Red, Whimsy Clips, PartyHead Graphics, Ramona Majdis, Zip-a-Dee-doo-dah-Designs, Bunny on a Cloud, Krista Wallden - Creative Clips, Creating4 the Classroom, Rainbow Sprinkle Studio - Sasha Mitten, First Class Clipart, ClipArtisan, Muggy Studio

[teacherspayteachers.com/Store/Kari-Bolt](https://www.teacherspayteachers.com/Store/Kari-Bolt) [teacherspayteachers.com/Store/Erin-Colleen-Design](https://www.teacherspayteachers.com/Store/Erin-Colleen-Design)  
[teacherspayteachers.com/Store/Littlered](https://www.teacherspayteachers.com/Store/Littlered) [teacherspayteachers.com/Store/Whimsy-Clips](https://www.teacherspayteachers.com/Store/Whimsy-Clips) [teacherspayteachers.com/Store/Partyhead-Graphics](https://www.teacherspayteachers.com/Store/Partyhead-Graphics)  
[teacherspayteachers.com/Store/Ramona-Majdis](https://www.teacherspayteachers.com/Store/Ramona-Majdis) [teacherspayteachers.com/Store/Zip-a-dee-doo-dah-Designs](https://www.teacherspayteachers.com/Store/Zip-a-dee-doo-dah-Designs)  
[teacherspayteachers.com/Store/Bunny-On-A-Cloud](https://www.teacherspayteachers.com/Store/Bunny-On-A-Cloud) [teacherspayteachers.com/Store/Krista-Wallden-Creative-Clips](https://www.teacherspayteachers.com/Store/Krista-Wallden-Creative-Clips)  
[teacherspayteachers.com/Store/Creating4-The-Classroom](https://www.teacherspayteachers.com/Store/Creating4-The-Classroom) [teacherspayteachers.com/Store/Rainbow-Sprinkle-Studio-Sasha-Mitten](https://www.teacherspayteachers.com/Store/Rainbow-Sprinkle-Studio-Sasha-Mitten)  
[teacherspayteachers.com/Store/First-Class-Clipart](https://www.teacherspayteachers.com/Store/First-Class-Clipart) [etsy.com/au/shop/ClipArtisan](https://www.etsy.com/au/shop/ClipArtisan) [teacherspayteachers.com/Store/Muggy-Studio](https://www.teacherspayteachers.com/Store/Muggy-Studio)

This packet contains Images used under license from Shutterstock.com

**FONTS** [schoolfonts.com.au](https://www.schoolfonts.com.au) [teacherspayteachers.com/Store/Kimberly-Geswein-Fonts](https://www.teacherspayteachers.com/Store/Kimberly-Geswein-Fonts)  
[teacherspayteachers.com/Store/Ramonam-Graphics](https://www.teacherspayteachers.com/Store/Ramonam-Graphics)

**PRINTING TIP** This resource has been designed for printing on A4-sized paper. If you are printing on a different size, select "shrink to printable area" or "print to fit page" (or a similar option) in order for the contents of this unit to print correctly.

Copyright ©2014 by Lavinia Pop - All rights reserved by author.

Purchase of this item entitles the purchaser the right to reproduce the pages for personal and classroom use. Duplication for other classes, an entire school or commercial purposes is strictly prohibited without written permission from the author. Minor editing is permitted only for personal use, however the document remains under copyright even when edited. Posting this item in whole or in part on the Internet in any form is strictly prohibited and is a violation of the Digital Millennium Copyright Act (DMCA).

Please be fair and don't share! If you are not the original purchaser of this file, please visit my store to purchase a copy. [Kinder-Resources.com](https://www.Kinder-Resources.com)

let's connect!



[Kinder-Resources.com](https://www.Kinder-Resources.com)



[facebook.com/inmyworldlavinipop](https://facebook.com/inmyworldlavinipop)



[instagram.com/lavinipop\\_kinder\\_resources](https://instagram.com/lavinipop_kinder_resources)



[pinterest.com/lavinipop](https://pinterest.com/lavinipop)

# Introduction

Build number recognition and counting confidence with these Numbers 1–20 Maze Worksheets. This unit contains 20 printable mazes designed to help Preschool and Kindergarten children practice number identification in a fun and engaging way.

## What's Included

- 20 printable number mazes
  - One maze for each number from 1–20
  - Black and white pages for easy printing

## How to Use

The aim of each page is for children to work their way through the maze by identifying and marking only the target number until they reach the end.

Students can use:

- Dot paints
- Stamps
- Stickers
- Pencils or markers to color the pathway

Alternatively, laminate the pages and have children use:

- Play dough rolled into small balls
- Beads
- Number counters
- Other small manipulatives

These mazes work well for independent practice, math centers, early finishers, or small group work.

## Educational Benefits

- Strengthens number recognition (1–20)
- Builds visual discrimination and attention to detail
- Supports fine motor development
- Encourages number tracking and focus

Happy Teaching! :)

Name: \_\_\_\_\_



## Number 4 Maze

Start at 4. Color the number 4s to reach the end.




	8	2	9	6
4	5	6	1	7
4	9	4	4	4
4	10	4	9	4
4	8	4	5	4
4	4	4	2	<b>END</b>

Name: \_\_\_\_\_



## Number 10 Maze

Start at 10. Color the number 10s to reach the end.



10	10	10	10	6
3	7	8	10	10
10	10	10	4	10
10	3	10	10	10
10	8	2	5	1
10	10	10	10	<b>END</b>

Name: \_\_\_\_\_



## Number 17 Maze

Start at 17. Color the number 17s to reach the end.



18

17

17

17

17

17

17

11

17

14

13

15

12

17

17

17

17

17

17

17

16

19

20

11

17

17

17

17

**END**