


# Primer Sight Words

Name \_\_\_\_\_

© 2012 Lavinia Pop

Glue/Staple



**I am a**  
**vet.**

Name: \_\_\_\_\_

am

Trace the following word:

am am am am

Write 4 sentences from your flip book.

1 \_\_\_\_\_

2 \_\_\_\_\_

Glue/Staple



**police officer.**

Glue/Staple



**teacher.**

Glue/Staple



**doctor.**

Glue/Staple




**baker.**





Name \_\_\_\_\_

© 2012 Lavinia Pop

Glue/Staple



**I am a**  
**vet.**

 <p><b>police officer.</b></p>	 <p><b>teacher.</b></p>	 <p><b>doctor.</b></p>	 <p><b>baker.</b></p>
---	--	---	--

44 Flip Books

**Thank you** for downloading this product; I hope you will enjoy using it and that it will be a valuable resource for you! I value your feedback, so please don't hesitate to contact me if you have any concerns whatsoever as I will endeavour to address them. And if you like what I've done, please let me know by leaving feedback at my online store :)

Lavinia

[lavinia@kinder-resources.com](mailto:lavinia@kinder-resources.com)



let's connect!

**FONTS**  [schoolfonts.com.au](https://schoolfonts.com.au)  
[teacherspayteachers.com/Store/Kimberly-Geswein-Fonts](https://teacherspayteachers.com/Store/Kimberly-Geswein-Fonts)  
[teacherspayteachers.com/Store/Ramonam-Graphics](https://teacherspayteachers.com/Store/Ramonam-Graphics)

**ILLUSTRATIONS**  Kari Bolt, Little Red, Dancing Crayon Designs, Whimsy Clips, Hidesy's Clipart, Ramona Majdis, Zip-a-Dee-doo-dah-Designs, Bunny on a Cloud

[teacherspayteachers.com/Store/Kari-Bolt](https://teacherspayteachers.com/Store/Kari-Bolt)      [teacherspayteachers.com/Store/Littlered](https://teacherspayteachers.com/Store/Littlered)  
[dancingcrayon.com](https://dancingcrayon.com)      [teacherspayteachers.com/Store/Whimsy-Clips](https://teacherspayteachers.com/Store/Whimsy-Clips)      [teacherspayteachers.com/Store/Hidesys-Clipart](https://teacherspayteachers.com/Store/Hidesys-Clipart)  
[teacherspayteachers.com/Store/Ramona-Majdis](https://teacherspayteachers.com/Store/Ramona-Majdis)      [teacherspayteachers.com/Store/Zip-a-dee-doo-dah-Designs](https://teacherspayteachers.com/Store/Zip-a-dee-doo-dah-Designs)  
[teacherspayteachers.com/Store/Bunny-On-A-Cloud](https://teacherspayteachers.com/Store/Bunny-On-A-Cloud)

**PRINTING TIP**  This resource has been designed for printing on A4-sized paper. If you are printing on a different size, select "shrink to printable area" or "print to fit page" (or a similar option) in order for the contents of this unit to print correctly.

Copyright © 2012 by Lavinia Pop - All rights reserved by author.

Purchase of this item entitles the purchaser the right to reproduce the pages for personal and classroom use. Duplication for other classes, an entire school or commercial purposes is strictly prohibited without written permission from the author. Minor editing is permitted only for personal use, however the document remains under copyright even when edited. Posting this item in whole or in part on the Internet in any form is strictly prohibited and is a violation of the Digital Millennium Copyright Act (DMCA).

Please be fair and don't share! If you are not the original purchaser of this file, please visit my store to purchase a copy. [Kinder-Resources.com](https://Kinder-Resources.com)

# Introduction

## About this book

This resource includes 44 Primer sight word flip books in both black & white and color. Each flip book is paired with a writing worksheet where children trace the focus sight word and then write four sentences from the flip book they read.

## Directions for use

To assemble a flip book:



1. Cut out the top and bottom rectangle.
2. Cut along the dotted lines of the bottom rectangle only to create the "flips."
3. Leave the top rectangle intact; this will form the base of the book.
4. Stack the flips on top of the base and staple or glue them in place.

Students will enjoy reading their flip books again and again.

Once they finish, they complete the matching writing sheet to reinforce the sight word and practice sentence fluency.

The flip books are sequenced so that each new booklet builds on sight words introduced in earlier ones. For best results, introduce the sight words in the order they are presented in this resource.

Happy Teaching :)



1. Cut out the top and bottom rectangles. Keep the top rectangle intact; this will form the base of the flip book.
2. Cut along the dotted lines of the bottom rectangle to create the flips.
3. Stack the flips on top of the base and staple or glue them in place.



# Primer Words

1. all
2. am
3. ate
4. be
5. but
6. by
7. came
8. did
9. do
10. eat
11. get
12. good
13. have
14. he
15. into
16. little
17. must
18. new
19. no
20. now
21. on
22. our
23. out
24. please
25. pretty
26. ran
27. ride
28. saw
29. say
30. she
31. so
32. soon
33. there
34. they
35. this
36. too
37. under
38. want
39. was
40. well
41. what
42. who
43. will
44. yes

Name \_\_\_\_\_

Glue/Staple

**I** am **a**



**vet.**

Glue/Staple

Glue/Staple

Glue/Staple



**police  
officer.**



**teacher.**



**doctor.**



**baker.**

Name \_\_\_\_\_

© 2012 Lavinia Pop

Glue/Staple



**dog?**

**Do** you like my


Glue/Staple

Glue/Staple

Glue/Staple




**cat?**



**rabbit?**



**hamster?**



**turtle?**

Name \_\_\_\_\_

© 2012 Lavinia Pop

Glue/Staple

**I am a**



**vet.**



**police  
officer.**

Glue/Staple




**teacher.**

Glue/Staple



**doctor.**

Glue/Staple




**baker.**

Name \_\_\_\_\_

© 2012 Lavinia Pop

Glue/Staple




**dog?**

**Do you like my**


Glue/Staple

Glue/Staple


Glue/Staple




**cat?**



**rabbit?**



**hamster?**



**turtle?**

Name:

am



Trace the following word:

am am am am



Write 4 sentences from your flip book.

1

Blank handwriting lines for sentence 1.

2

Blank handwriting lines for sentence 2.

3

Blank handwriting lines for sentence 3.

4

Blank handwriting lines for sentence 4.

Name:

do



Trace the following word:

do do do do



Write 4 sentences from your flip book.

1

---

---

---

2

---

---

---

3

---

---

---

4

---

---

---