

beginning & ending blends





CCVC + CVCC WORDS

20 Beginning Blends | 13 Ending Blends | 10 Mixed Review Pages

Name: _____ Tap and Blend Words © Lavinia Pop

cl

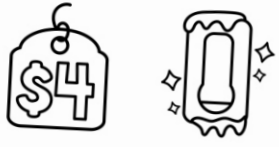
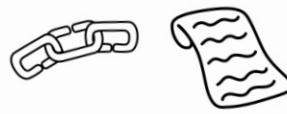


Tap and Blend Words
Say each sound and blend to read the word. Color the picture that matches.

c l a m • • • • →	
c l a p • • • • →	
c l i p • • • • →	
c l u b • • • • →	

Name: _____ Tap and Blend Words © Lavinia Pop

-st

Tap and Blend Words
Say each sound and blend to read the word. Color the picture that matches.

c o s t • • • • →	
l i s t • • • • →	
n e s t • • • • →	
e s t • • • • →	



Thank you for downloading this product; I hope you will enjoy using it and that it will be a valuable resource for you! I value your feedback, so please don't hesitate to contact me if you have any concerns whatsoever as I will endeavour to address them. And if you like what I've done, please let me know by leaving feedback at my online store :)

Lavinia

lavinia@kinder-resources.com

ILLUSTRATIONS Kari Bolt, Erin Colleen Design, Little Red, Whimsy Clips, PartyHead Graphics, Ramona Majdis, Zip-a-Dee-doo-dah-Designs, Bunny on a Cloud, Krista Wallden - Creative Clips, Creating4 the Classroom, Rainbow Sprinkle Studio - Sasha Mitten, First Class Clipart, ClipArtisan, Muggy Studio

[teacherspayteachers.com/Store/Kari-Bolt](https://www.teacherspayteachers.com/Store/Kari-Bolt) [teacherspayteachers.com/Store/Erin-Colleen-Design](https://www.teacherspayteachers.com/Store/Erin-Colleen-Design)
[teacherspayteachers.com/Store/Littlered](https://www.teacherspayteachers.com/Store/Littlered) [teacherspayteachers.com/Store/Whimsy-Clips](https://www.teacherspayteachers.com/Store/Whimsy-Clips) [teacherspayteachers.com/Store/Partyhead-Graphics](https://www.teacherspayteachers.com/Store/Partyhead-Graphics)
[teacherspayteachers.com/Store/Ramona-Majdis](https://www.teacherspayteachers.com/Store/Ramona-Majdis) [teacherspayteachers.com/Store/Zip-a-dee-doo-dah-Designs](https://www.teacherspayteachers.com/Store/Zip-a-dee-doo-dah-Designs)
[teacherspayteachers.com/Store/Bunny-On-A-Cloud](https://www.teacherspayteachers.com/Store/Bunny-On-A-Cloud) [teacherspayteachers.com/Store/Krista-Wallden-Creative-Clips](https://www.teacherspayteachers.com/Store/Krista-Wallden-Creative-Clips)
[teacherspayteachers.com/Store/Creating4-The-Classroom](https://www.teacherspayteachers.com/Store/Creating4-The-Classroom) [teacherspayteachers.com/Store/Rainbow-Sprinkle-Studio-Sasha-Mitten](https://www.teacherspayteachers.com/Store/Rainbow-Sprinkle-Studio-Sasha-Mitten)
[teacherspayteachers.com/Store/First-Class-Clipart](https://www.teacherspayteachers.com/Store/First-Class-Clipart) [etsy.com/au/shop/ClipArtisan](https://www.etsy.com/au/shop/ClipArtisan) [teacherspayteachers.com/Store/Muggy-Studio](https://www.teacherspayteachers.com/Store/Muggy-Studio)

This packet contains Images used under license from Shutterstock.com

FONTS [schoolfonts.com.au](https://www.schoolfonts.com.au) [teacherspayteachers.com/Store/Kimberly-Geswein-Fonts](https://www.teacherspayteachers.com/Store/Kimberly-Geswein-Fonts)
[teacherspayteachers.com/Store/Ramonam-Graphics](https://www.teacherspayteachers.com/Store/Ramonam-Graphics)

PRINTING TIP This resource has been designed for printing on A4-sized paper. If you are printing on a different size, select "shrink to printable area" or "print to fit page" (or a similar option) in order for the contents of this unit to print correctly.

Copyright ©2026 by Lavinia Pop - All rights reserved by author.

Purchase of this item entitles the purchaser the right to reproduce the pages for personal and classroom use. Duplication for other classes, an entire school or commercial purposes is strictly prohibited without written permission from the author. Minor editing is permitted only for personal use, however the document remains under copyright even when edited. Posting this item in whole or in part on the Internet in any form is strictly prohibited and is a violation of the Digital Millennium Copyright Act (DMCA).

Please be fair and don't share! If you are not the original purchaser of this file, please visit my store to purchase a copy. [Kinder-Resources.com](https://www.Kinder-Resources.com)

let's connect!



[Kinder-Resources.com](https://www.Kinder-Resources.com)



facebook.com/InMyWorldLaviniaPop



instagram.com/laviniapop_kinder_resources



pinterest.com/laviniapop

Introduction

Help your students master early decoding with these Blend CVC Words Worksheets! Designed for Kindergarten and Grade 1, each worksheet provides structured practice in tapping, blending, and reading words with beginning and ending blends while reinforcing comprehension through picture matching. Students read each word and choose the matching image, encouraging careful, sound by sound decoding.

What's Included

- 20 beginning blends worksheets: br, bl, cl, cr, dr, fl, fr, gl, gr, pl, pr, sc, sk, sl, sm, sn, sp, st, sw, tr
- 13 ending blends worksheets: ft, ld, lf, lk, lm, lp, lt, mp, nd, nk, nt, sk, st
- 10 mixed review pages to consolidate blending and reading skills

Each worksheet features:

- Tap and blend dots under each letter with an arrow for blending practice
- Word and picture matching task to check decoding accuracy
- Color the correct picture to keep learning fun and engaging

How to Use

1. Students tap each dot under the letters and say the sounds.
2. Slide across the arrow to blend the sounds into a complete word.
3. Look at the two pictures and color the one that matches the word.
4. Use the mixed pages to reinforce skills, assess progress, or provide independent practice.

Skills Covered

- Builds phonemic awareness through full word blending
- Strengthens decoding of words with beginning and ending blends
- Fully Science of Reading aligned instruction
- Predictable structure supports independent student work

Why This Resource Works

- Provides systematic practice with common beginning and ending blends.
- Mixed review pages help students apply skills across different blends.
- Encourages students to read through the entire word rather than guess based on the first sound.
- Consistent format makes it easy for children to work independently while still practicing core decoding skills.

Happy Teaching :)

Name: _____



c




Tap and Blend Words

Say each sound and blend to read the word. Color the picture that matches.

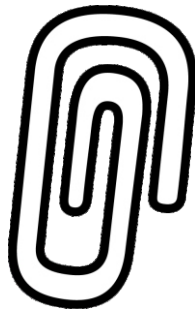
c l a m
• • • •
→




c l a p
• • • •
→



c l i p
• • • •
→



c l u b
• • • •
→



Name: _____

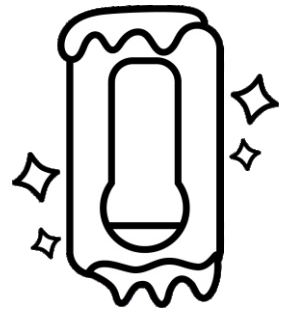
_st




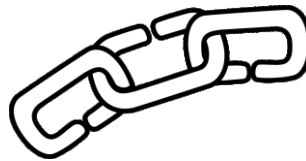
Tap and Blend Words

Say each sound and blend to read the word. Color the picture that matches.



c o s t
• • • •
→



l i s t
• • • •
→



n e s t
• • • •
→



v e s t
• • • •
→



Name: _____



mixed
2





Tap and Blend Words

Say each sound and blend to read the word. Color the picture that matches.



g l a d
• • • •
→



p l u m
• • • •
→



n e s t
• • • •
→



t r i p
• • • •
→

