

r-controlled vowels

TAP & BLEND


Build Decoding Skills | 37 Pages | 10 Review Pages

Name: _____

Tap and Blend: R-Controlled Vowel Words © Lavinia Pop

ar
3

Tap and Blend R-Controlled Vowels
Tap the sounds and read the word. Color the picture that matches.









b ar n • • • →		
c ar d • • • →		
h ar p • • • →		
p ar k • • • →		

Name: _____

Tap and Blend: R-Controlled Vowel Words © Lavinia Pop

or
2

Tap and Blend R-Controlled Vowels
Tap the sounds and read the word. Color the picture that matches.

c or k • • • →		
f or m • • • →		
o or t • • • →		
o or t • • • →		



Lavinia Pop | Science of Reading Aligned

Thank you for downloading this product; I hope you will enjoy using it and that it will be a valuable resource for you! I value your feedback, so please don't hesitate to contact me if you have any concerns whatsoever as I will endeavour to address them. And if you like what I've done, please let me know by leaving feedback at my online store :)

Lavinia

lavinia@kinder-resources.com

ILLUSTRATIONS Kari Bolt, Erin Colleen Design, Little Red, Whimsy Clips, PartyHead Graphics, Ramona Majdis, Zip-a-Dee-doo-dah-Designs, Bunny on a Cloud, Krista Wallden - Creative Clips, Creating4 the Classroom, Rainbow Sprinkle Studio - Sasha Mitten, First Class Clipart, ClipArtisan, Muggy Studio

[teacherspayteachers.com/Store/Kari-Bolt](https://www.teacherspayteachers.com/Store/Kari-Bolt) [teacherspayteachers.com/Store/Erin-Colleen-Design](https://www.teacherspayteachers.com/Store/Erin-Colleen-Design)
[teacherspayteachers.com/Store/Littlered](https://www.teacherspayteachers.com/Store/Littlered) [teacherspayteachers.com/Store/Whimsy-Clips](https://www.teacherspayteachers.com/Store/Whimsy-Clips) [teacherspayteachers.com/Store/Partyhead-Graphics](https://www.teacherspayteachers.com/Store/Partyhead-Graphics)
[teacherspayteachers.com/Store/Ramona-Majdis](https://www.teacherspayteachers.com/Store/Ramona-Majdis) [teacherspayteachers.com/Store/Zip-a-dee-doo-dah-Designs](https://www.teacherspayteachers.com/Store/Zip-a-dee-doo-dah-Designs)
[teacherspayteachers.com/Store/Bunny-On-A-Cloud](https://www.teacherspayteachers.com/Store/Bunny-On-A-Cloud) [teacherspayteachers.com/Store/Krista-Wallden-Creative-Clips](https://www.teacherspayteachers.com/Store/Krista-Wallden-Creative-Clips)
[teacherspayteachers.com/Store/Creating4-The-Classroom](https://www.teacherspayteachers.com/Store/Creating4-The-Classroom) [teacherspayteachers.com/Store/Rainbow-Sprinkle-Studio-Sasha-Mitten](https://www.teacherspayteachers.com/Store/Rainbow-Sprinkle-Studio-Sasha-Mitten)
[teacherspayteachers.com/Store/First-Class-Clipart](https://www.teacherspayteachers.com/Store/First-Class-Clipart) [etsy.com/au/shop/ClipArtisan](https://www.etsy.com/au/shop/ClipArtisan) [teacherspayteachers.com/Store/Muggy-Studio](https://www.teacherspayteachers.com/Store/Muggy-Studio)

This packet contains Images used under license from Shutterstock.com

FONTS [schoolfonts.com.au](https://www.schoolfonts.com.au) [teacherspayteachers.com/Store/Kimberly-Geswein-Fonts](https://www.teacherspayteachers.com/Store/Kimberly-Geswein-Fonts)
[teacherspayteachers.com/Store/Ramonam-Graphics](https://www.teacherspayteachers.com/Store/Ramonam-Graphics)

PRINTING TIP This resource has been designed for printing on A4-sized paper. If you are printing on a different size, select "shrink to printable area" or "print to fit page" (or a similar option) in order for the contents of this unit to print correctly.

Copyright ©2026 by Lavinia Pop - All rights reserved by author.

Purchase of this item entitles the purchaser the right to reproduce the pages for personal and classroom use. Duplication for other classes, an entire school or commercial purposes is strictly prohibited without written permission from the author. Minor editing is permitted only for personal use, however the document remains under copyright even when edited. Posting this item in whole or in part on the Internet in any form is strictly prohibited and is a violation of the Digital Millennium Copyright Act (DMCA).

Please be fair and don't share! If you are not the original purchaser of this file, please visit my store to purchase a copy. [Kinder-Resources.com](https://www.Kinder-Resources.com)

let's connect!



[Kinder-Resources.com](https://www.Kinder-Resources.com)



facebook.com/InMyWorldLaviniaPop



instagram.com/laviniapop_kinder_resources



pinterest.com/laviniapop

Introduction

Tap and Blend R-Controlled Vowels gives children targeted practice reading words with r-controlled vowels by tapping each sound, blending the word, and coloring the matching picture. This resource follows a clear progression from simple sound combinations to more complex words and mixed review, helping students build decoding confidence and accuracy with r-controlled vowel patterns.

What's Included

- 46 worksheets covering r-controlled vowel patterns:
 - ar: 9 worksheets
 - er: 8 worksheets
 - ir: 4 worksheets
 - or: 9 worksheets
 - ur: 6 worksheets
 - 10 mixed review pages for consolidation, spiral review, and assessment
- 10 mixed review pages for consolidation, spiral review, and assessment

Each worksheet features:

- 4 words to decode
- sound dots for tapping
- blending arrow
- open circle for the silent e
- 2 picture choices for each word
- coloring task to match the correct picture

How to Use

- Introduce one r-controlled vowel pattern at a time during whole group, small group, or intervention lessons.
- Model how to tap each sound and blend the word smoothly.
- Use the single-pattern pages for explicit teaching and guided practice.
- Use the mixed review pages for ongoing practice, consolidation, or informal assessment.
- Encourage students to focus on each sound and avoid guessing from the picture.

Educational Benefits

- Builds phonemic awareness and decoding skills
- Strengthens blending and sound mapping
- Helps children recognize r-controlled vowel patterns (ar, er, ir, or, ur)
- Encourages accurate, careful reading
- Supports reading fluency and confidence
- Reinforces understanding through picture matching
- Provides structured, repeated practice with increasing complexity

Classroom Tips

- Print pages individually or combine into a phonics workbook.
- Use crayons, dot markers, or counters before coloring to make the activity more hands on.
- Pair with explicit phonics instruction before independent practice.
- Use the review pages during centers, morning work, or intervention groups.
- Keep completed pages to track student progress over time.

Happy Teaching :)

Name: _____

ar

3




Tap and Blend R-Controlled Vowels

Tap the sounds and read the word. Color the picture that matches.


b ar n

• • •



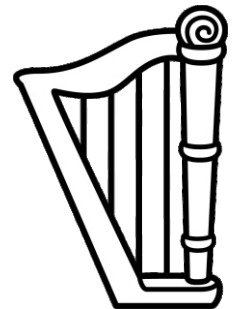
c ar d

• • •




h ar p

• • •



p ar k

• • •






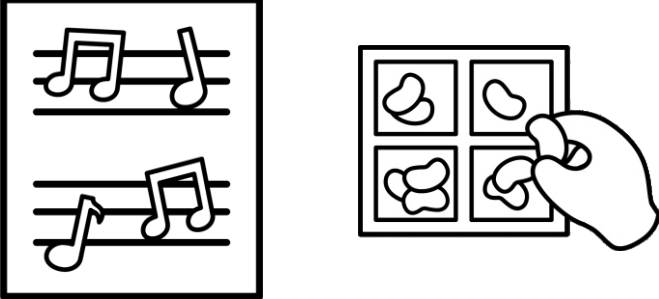
Name: _____

or
2



Tap and Blend R-Controlled Vowels

Tap the sounds and read the word. Color the picture that matches.

<p>c or k</p> <p>• • •</p> <p>→</p>	
<p>f or m</p> <p>• • •</p> <p>→</p>	
<p>p or t</p> <p>• • •</p> <p>→</p>	
<p>s or t</p> <p>• • •</p> <p>→</p>	







Name: _____

**mixed
review
2**



Tap and Blend R-Controlled Vowels

Tap the sounds and read the word. Color the picture that matches.

<p>s ur f</p> <p>• • •</p> <p>_____→</p>	 
<p>c ar</p> <p>• •</p> <p>_____→</p>	 
<p>b ir d</p> <p>• • •</p> <p>_____→</p>	 
<p>c or n</p> <p>• • •</p> <p>_____→</p>	