

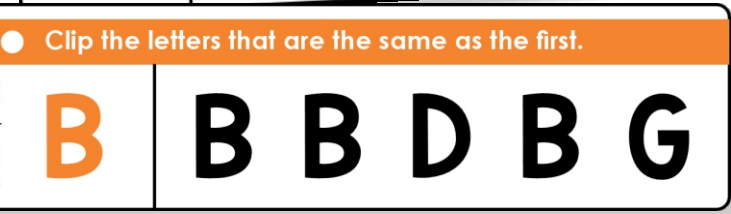
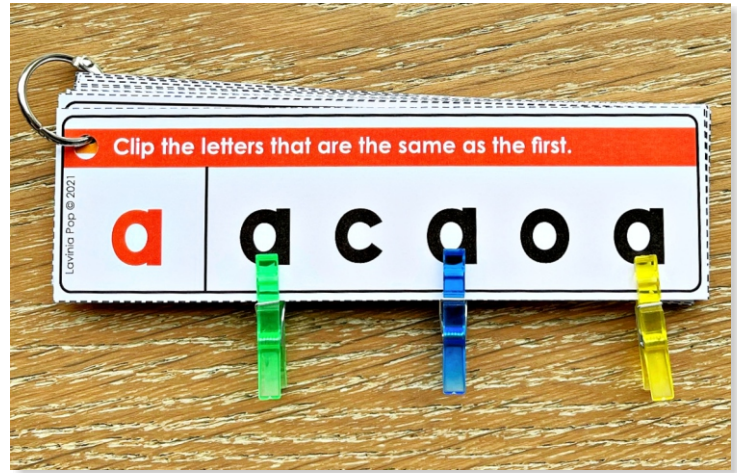
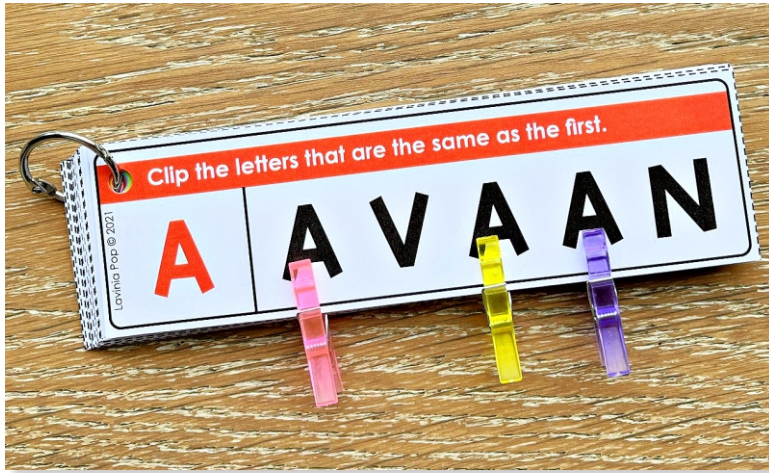
kindergarten



MORNING TUBS

Alphabet Clip Cards

Uppercase & Lowercase Letter Recognition



MORNING TUBS

ALPHABET CLIP CARDS

● Clip the letters that are the same as the first.

E

F F E E T F

Lavinia Pop © 2021

● Clip the letters that are the same as the first.

D

D R D D B

Lavinia Pop © 2021

● Clip the letters that are the same as the first.

C

S C C O C

Lavinia Pop © 2021

● Clip the letters that are the same as the first.

B

B B D B G


Lavinia Pop © 2021

● Clip the letters that are the same as the first.

A

A V A A N

Lavinia Pop © 2021



MORNING TUBS

ALPHABET CLIP CARDS

● Clip the letters that are the same as the first.

e o e e c e

Lavinia Pop © 2021

● Clip the letters that are the same as the first.

d d b d d l

Lavinia Pop © 2021

● Clip the letters that are the same as the first.

c c c o c e

Lavinia Pop © 2021

● Clip the letters that are the same as the first.


b b b d b t

Lavinia Pop © 2021

● Clip the letters that are the same as the first.

a a c a o a

Lavinia Pop © 2021



Thank you for downloading this product; I hope you will enjoy using it and that it will be a valuable resource for you! I value your feedback, so please don't hesitate to contact me if you have any concerns whatsoever as I will endeavour to address them. And if you like what I've done, please let me know by leaving feedback at my online store :)

Lavinia

lavinia@kinder-resources.com

ILLUSTRATIONS Kari Bolt, Little Red, Dancing Crayon Designs, Whimsy Clips, Hidesy's Clipart, Ramona Majdis, Zip-a-Dee-doo-dah-Designs, Bunny on a Cloud

www.teacherspayteachers.com/Store/Kari-Bolt www.teacherspayteachers.com/Store/Littlered

www.dancingcrayon.com www.teacherspayteachers.com/Store/Whimsy-Clips www.teacherspayteachers.com/Store/Hidesys-Clipart

www.teacherspayteachers.com/Store/Ramona-Majdis www.teacherspayteachers.com/Store/Zip-a-dee-doo-dah-Designs

www.teacherspayteachers.com/Store/Bunny-On-A-Cloud

FONTS www.schoolfonts.com.au www.teacherspayteachers.com/Store/Kimberly-Geswein-Fonts
www.teacherspayteachers.com/Store/Ramonam-Graphics

PRINTING TIP This resource has been designed for printing on A4-sized paper. If you are printing on a different size, select "shrink to printable area" or "print to fit page" (or a similar option) in order for the contents of this unit to print correctly.

Copyright © 2021 by Lavinia Pop - All rights reserved by author.

Purchase of this item entitles the purchaser the right to reproduce the pages for personal and classroom use. Duplication for other classes, an entire school or commercial purposes is strictly prohibited without written permission from the author. Minor editing is permitted only for personal use, however the document remains under copyright even when edited. Posting this item in whole or in part on the Internet in any form is strictly prohibited and is a violation of the Digital Millennium Copyright Act (DMCA).

Please be fair and don't share! If you are not the original purchaser of this file, please visit my store to purchase a copy. Kinder-Resources.com

let's connect!



Kinder-Resources.com/blog



facebook.com/inmyworldlavinipop



instagram.com/inmyworld_lavinipop



pinterest.com/lavinipop

Introduction

This letter recognition clip activity is a simple, hands-on way to help young learners strengthen their letter identification skills and visual discrimination. Designed with both uppercase and lowercase letter cards, this resource supports early literacy development in a fun and interactive way.

Children will look at the first letter on each card and then clip a peg onto all the letters that match. This activity encourages close attention to letter shapes and builds fine motor strength at the same time.

What's Included

- Uppercase Letter Recognition Cards (A–Z)
- Lowercase Letter Recognition Cards (a–z)
 - Each card includes:
 - A target letter at the beginning of the row
 - A series of letters for students to scan and identify matches

Photos are included in this packet to show different ways the cards can be used. You may print and store these photos with the activity as visual instruction cards.

Materials Needed:

- Printed and cut letter cards
- Laminator (optional for durability)
- Household clothespins

How to Use

1. Print and cut out the cards.
2. Laminate for durability, if desired.
3. Provide students with a handful of pegs or pins.
4. Students look at the first letter on the card.
5. They clip a clothespin onto all the letters that match.
6. Review together or use as an independent literacy center.

Educational Benefits

- Reinforces uppercase and lowercase letter recognition
- Develops visual scanning and attention to detail
- Strengthens fine motor skills and hand-eye coordination
- Ideal for morning tubs, literacy centers, or small group work

Happy Teaching :)

I have kept the cards on a metal key ring, but you can take them off the ring when kids are using them. Alternatively, you could store the cards in a zip-lock bag.



● Clip the letters that are the same as the first.

Lavinia Pop © 2021

A

A V A A N

● Clip the letters that are the same as the first.

Lavinia Pop © 2021

B

B B D B G

● Clip the letters that are the same as the first.

Lavinia Pop © 2021

C

S C C O C

● Clip the letters that are the same as the first.

Lavinia Pop © 2021

D

D R D D B

● Clip the letters that are the same as the first.

Lavinia Pop © 2021

E

F E E T E

I have kept the cards on a metal key ring, but you can take them off the ring when kids are using them. Alternatively, you could store the cards in a zip-lock bag.



● Clip the letters that are the same as the first.

Lavinia Pop © 2021

a

a c a o a

● Clip the letters that are the same as the first.

Lavinia Pop © 2021

b

b b d b t

● Clip the letters that are the same as the first.

Lavinia Pop © 2021

c

c c o c e

● Clip the letters that are the same as the first.

Lavinia Pop © 2021

d

d b d d l

● Clip the letters that are the same as the first.

Lavinia Pop © 2021

e

o e e c e