

dot marker

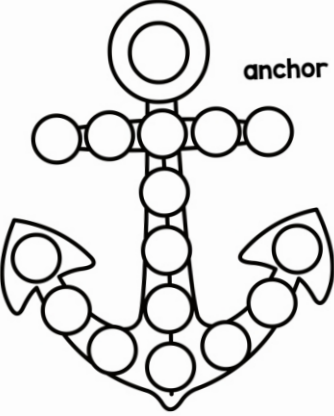
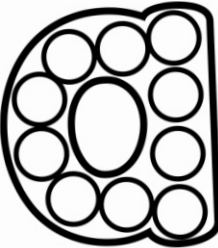
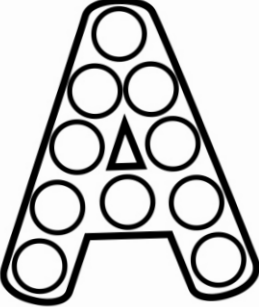
ALPHABET A-Z

26 Bingo Dabber Worksheets



Dot Marker Alphabet © Lavinia Pop 2021

Name: _____





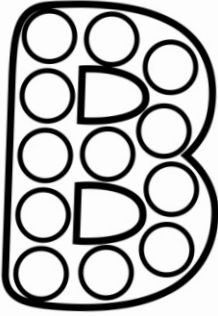
anchor

Find A and a.

B	A	a
f	a	A
a	A	e
A	d	a
a	A	c

Dot Marker Alphabet © Lavinia Pop 2021

Name: _____



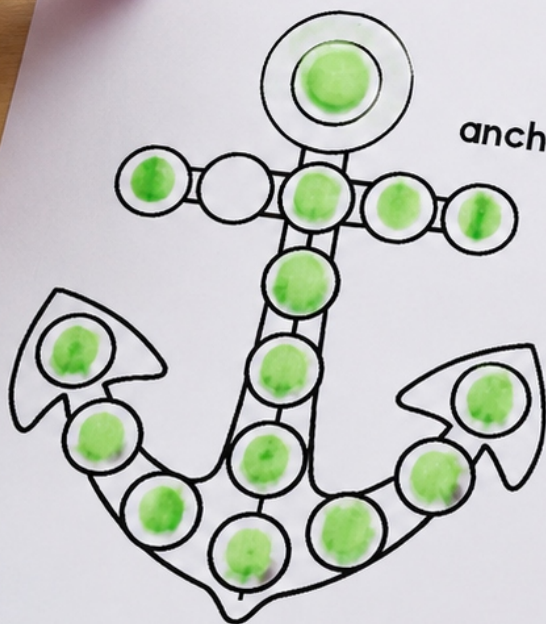


bee

Find B and b.

B	C	b
b	B	g
e	b	B
B	D	b
b	B	F

Name: _____

Dot Marker Alphabet © Lavinia Pop 2021






anchor

Find A and a.

B	A	a
f	a	A
a	A	e
A	d	a
a	A	c



Name: _____



bee



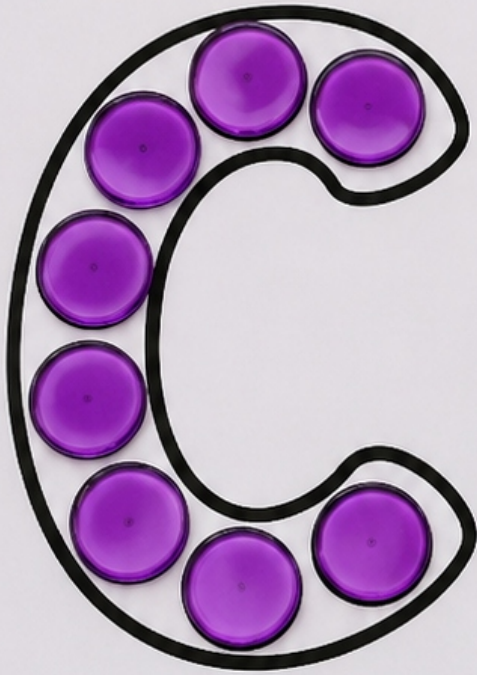
Find B and b.

B	C	b
b	B	g
e	b	B
B	D	b
b	B	F






Name: _____






cat

Find C and c.






Name: _____



dolphin

Find D and d.

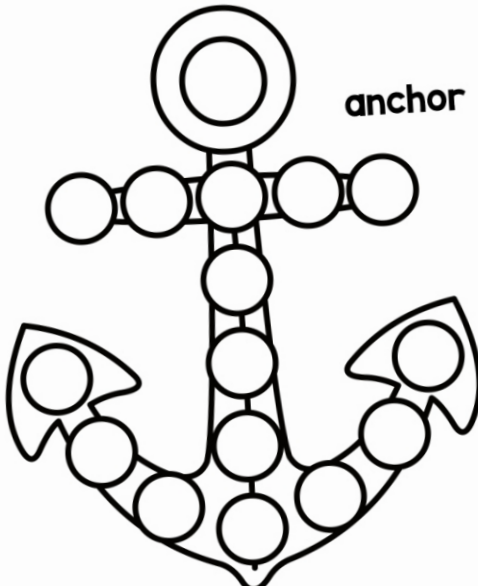
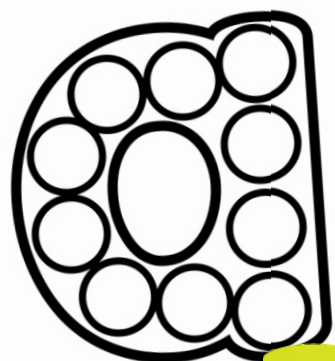
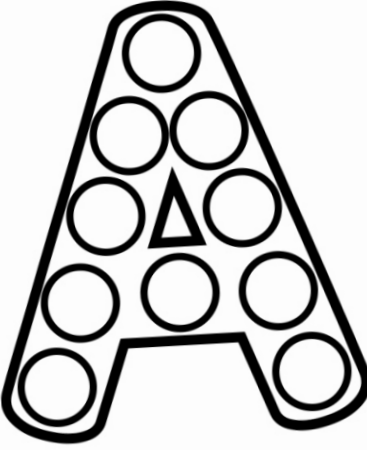



DOT MARKER

alphabet

Dot Marker Alphabet © Lavinia Pop 2021

Name: _____



anchor

Find A and a.

B	A	a
f	a	A
a	A	e
A	d	a
a	A	c

Thank you for downloading this product; I hope you will enjoy using it and that it will be a valuable resource for you! I value your feedback, so please don't hesitate to contact me if you have any concerns whatsoever as I will endeavour to address them. And if you like what I've done, please let me know by leaving feedback at my online store :)

Lavinia

lavinia@kinder-resources.com

ILLUSTRATIONS Kari Bolt, Erin Colleen Design, Little Red, Whimsy Clips, PartyHead Graphics, Ramona Majdis, Zip-a-Dee-doo-dah-Designs, Bunny on a Cloud, Krista Wallden - Creative Clips, Creating4 the Classroom, Rainbow Sprinkle Studio - Sasha Mitten, First Class Clipart, ClipArtisan, Muggy Studio

[teacherspayteachers.com/Store/Kari-Bolt](https://www.teacherspayteachers.com/Store/Kari-Bolt) [teacherspayteachers.com/Store/Erin-Colleen-Design](https://www.teacherspayteachers.com/Store/Erin-Colleen-Design)
[teacherspayteachers.com/Store/Littlered](https://www.teacherspayteachers.com/Store/Littlered) [teacherspayteachers.com/Store/Whimsy-Clips](https://www.teacherspayteachers.com/Store/Whimsy-Clips) [teacherspayteachers.com/Store/Partyhead-Graphics](https://www.teacherspayteachers.com/Store/Partyhead-Graphics)
[teacherspayteachers.com/Store/Ramona-Majdis](https://www.teacherspayteachers.com/Store/Ramona-Majdis) [teacherspayteachers.com/Store/Zip-a-dee-doo-dah-Designs](https://www.teacherspayteachers.com/Store/Zip-a-dee-doo-dah-Designs)
[teacherspayteachers.com/Store/Bunny-On-A-Cloud](https://www.teacherspayteachers.com/Store/Bunny-On-A-Cloud) [teacherspayteachers.com/Store/Krista-Wallden-Creative-Clips](https://www.teacherspayteachers.com/Store/Krista-Wallden-Creative-Clips)
[teacherspayteachers.com/Store/Creating4-The-Classroom](https://www.teacherspayteachers.com/Store/Creating4-The-Classroom) [teacherspayteachers.com/Store/Rainbow-Sprinkle-Studio-Sasha-Mitten](https://www.teacherspayteachers.com/Store/Rainbow-Sprinkle-Studio-Sasha-Mitten)
[teacherspayteachers.com/Store/First-Class-Clipart](https://www.teacherspayteachers.com/Store/First-Class-Clipart) [etsy.com/au/shop/ClipArtisan](https://www.etsy.com/au/shop/ClipArtisan) [teacherspayteachers.com/Store/Muggy-Studio](https://www.teacherspayteachers.com/Store/Muggy-Studio)

This packet contains Images used under license from Shutterstock.com

FONTS [schoolfonts.com.au](https://www.schoolfonts.com.au) [teacherspayteachers.com/Store/Kimberly-Geswein-Fonts](https://www.teacherspayteachers.com/Store/Kimberly-Geswein-Fonts)
[teacherspayteachers.com/Store/Ramonam-Graphics](https://www.teacherspayteachers.com/Store/Ramonam-Graphics)

PRINTING TIP This resource has been designed for printing on A4-sized paper. If you are printing on a different size, select "shrink to printable area" or "print to fit page" (or a similar option) in order for the contents of this unit to print correctly.

Copyright ©2021 by Lavinia Pop - All rights reserved by author.

Purchase of this item entitles the purchaser the right to reproduce the pages for personal and classroom use. Duplication for other classes, an entire school or commercial purposes is strictly prohibited without written permission from the author. Minor editing is permitted only for personal use, however the document remains under copyright even when edited. Posting this item in whole or in part on the Internet in any form is strictly prohibited and is a violation of the Digital Millennium Copyright Act (DMCA).

Please be fair and don't share! If you are not the original purchaser of this file, please visit my store to purchase a copy. [Kinder-Resources.com](https://www.Kinder-Resources.com)

let's connect!



[Kinder-Resources.com](https://www.Kinder-Resources.com)



facebook.com/InMyWorldLaviniaPop



instagram.com/laviniapop_kinder_resources



pinterest.com/laviniapop

Introduction

This resource includes a set of alphabet dot marker worksheets for children in Preschool, Pre K, Transitional Kindergarten, and Kindergarten. Each page gives children hands on practice with uppercase and lowercase letter recognition, beginning sounds, fine motor skills, and visual discrimination.

What's Included

This resource includes 26 alphabet worksheets from A to Z. Each worksheet includes:

- Uppercase letter dot marker activity
- Lowercase letter dot marker activity
- Beginning sound picture to color
- "Find the Letter" activity
- Large dot circles for bingo dabbers or manipulatives

How to Use

Print the pages you would like children to complete. Provide dot markers or bingo dabbers and invite children to fill the circles on the uppercase letter, lowercase letter, and picture.

Children can also color the beginning sound picture and complete the "Find the Letter" section by dotting or coloring the correct uppercase and lowercase letters.

These worksheets can also be used with:

- Round stickers
- Pom poms
- Mini erasers
- Counters
- Bottle caps
- Crayons or colored pencils
- Dry erase markers if pages are laminated

Educational Benefits

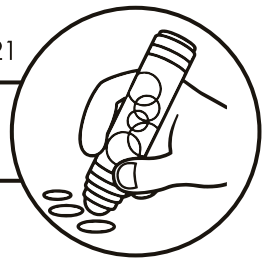
These alphabet worksheets help children practice:

- Uppercase and lowercase letter recognition
- Beginning sound awareness
- Fine motor control
- Hand eye coordination
- Visual discrimination
- Letter identification
- Early literacy skills

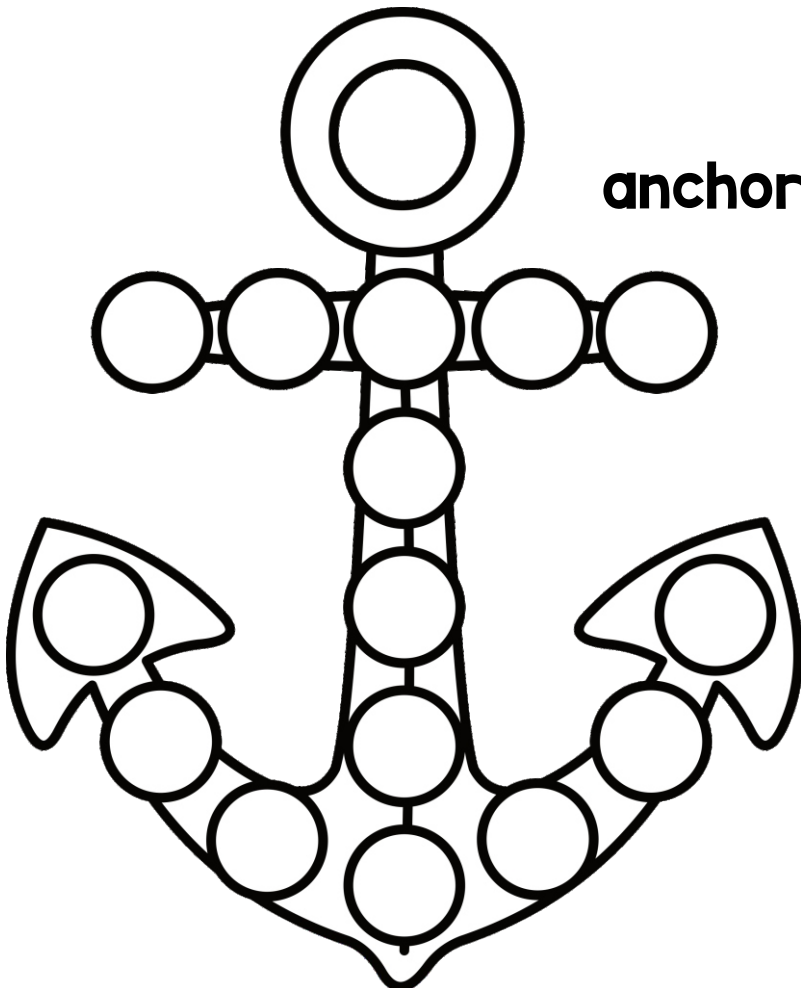
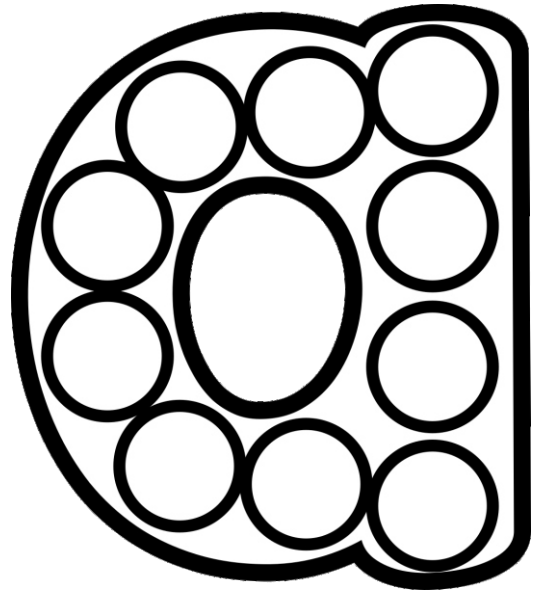
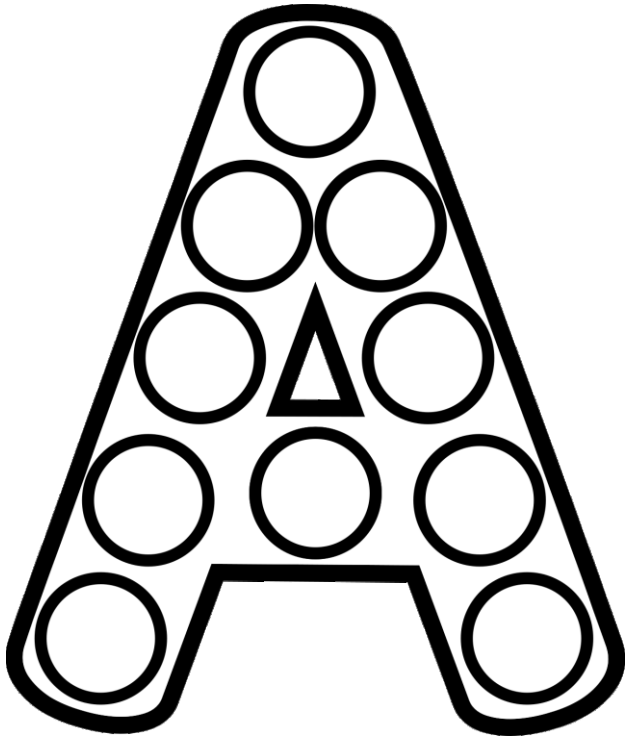
Classroom Tips

- For one time use, print the worksheets and have children use dot markers or bingo dabbers.
- For repeated use, laminate the pages or place them inside dry erase sleeves. Children can use dry erase markers, pom poms, mini erasers, counters, or bottle caps to fill the circles.

These pages work well for literacy centers, morning tubs, small groups, fine motor activities, early finishers, homeschool learning, and letter of the week practice. Happy Teaching :)



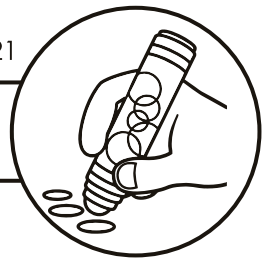
Name: _____





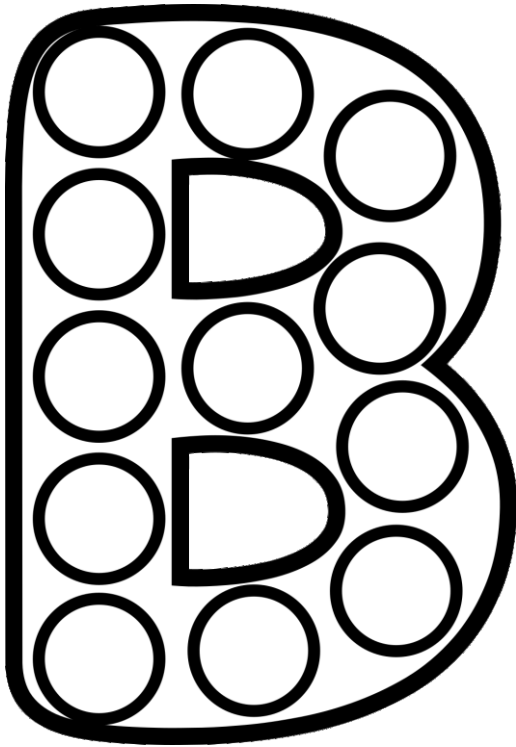
anchor

Find A and a.

B	A	a
f	a	A
a	A	e
A	d	a
a	A	c



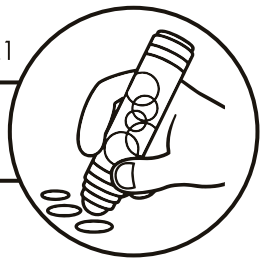
Name: _____




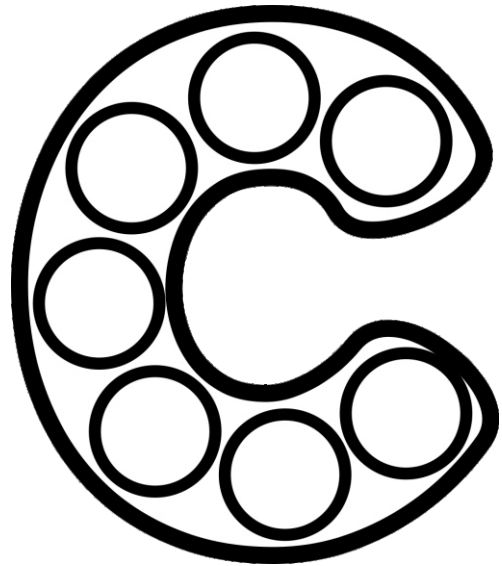

bee

Find B and b.

B	C	b
b	B	g
e	b	B
B	D	b
b	B	F



Name: _____



cat

Find C and c.

C	a	c
c	e	C
F	C	c
c	d	C
C	c	B