


Grade 1 Sight Words

Name _____

© Lavinia Pop

Glue/Staple



I had a blue sweater.

Name: _____

had

Trace the following word:

had had had had

Write 4 sentences from your flip book.

1 _____

2 _____

1st



ribbon.

Glue/Staple



pencil.

Glue/Staple



backpack.

Glue/Staple




drill.



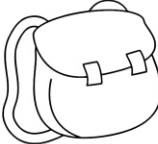

Name _____

© Lavinia Pop

Glue/Staple



I had a blue sweater.

 ribbon.	 pencil.	 backpack.	 drill.
--	--	--	---

44 Flip Books

Thank you for downloading this product; I hope you will enjoy using it and that it will be a valuable resource for you! I value your feedback, so please don't hesitate to contact me if you have any concerns whatsoever as I will endeavour to address them. And if you like what I've done, please let me know by leaving feedback at my online shop :)

Lavinia

lavinia@kinder-resources.com



let's connect!

FONTS schoolfonts.com.au
teacherspayteachers.com/Store/Kimberly-Geswein-Fonts
teacherspayteachers.com/Store/Ramonam-Graphics

ILLUSTRATIONS Kari Bolt, Little Red, Dancing Crayon Designs, Whimsy Clips, Hidesy's Clipart, Ramona Majdis, Zip-a-Dee-doo-dah-Designs, Bunny on a Cloud

teacherspayteachers.com/Store/Kari-Bolt teacherspayteachers.com/Store/Littlered
dancingcrayon.com teacherspayteachers.com/Store/Whimsy-Clips teacherspayteachers.com/Store/Hidesys-Clipart
teacherspayteachers.com/Store/Ramona-Majdis teacherspayteachers.com/Store/Zip-a-dee-doo-dah-Designs
teacherspayteachers.com/Store/Bunny-On-A-Cloud

PRINTING TIP This resource has been designed for printing on A4-sized paper. If you are printing on a different size, select "shrink to printable area" or "print to fit page" (or a similar option) in order for the contents of this unit to print correctly.

Copyright © 2015 by Lavinia Pop - All rights reserved by author.

Purchase of this item entitles the purchaser the right to reproduce the pages for personal and classroom use. Duplication for other classes, an entire school or commercial purposes is strictly prohibited without written permission from the author. Minor editing is permitted only for personal use, however the document remains under copyright even when edited. Posting this item in whole or in part on the Internet in any form is strictly prohibited and is a violation of the Digital Millennium Copyright Act (DMCA).

Please be fair and don't share! If you are not the original purchaser of this file, please visit my shop to purchase a copy. Kinder-Resources.com

Introduction

About this book

This resource includes 44 Grade 1 sight word flip books in both black & white and color. Each flip book is paired with a writing worksheet where children trace the focus sight word and then write four sentences from the flip book they read.

Directions for use

To assemble a flip book:



1. Cut out the top and bottom rectangle.
2. Cut along the dotted lines of the bottom rectangle only to create the "flips."
3. Leave the top rectangle intact; this will form the base of the book.
4. Stack the flips on top of the base and staple or glue them in place.

Students will enjoy reading their flip books again and again.

Once they finish, they complete the matching writing sheet to reinforce the sight word and practice sentence fluency.

The flip books are sequenced so that each new booklet builds on sight words introduced in earlier ones. For best results, introduce the sight words in the order they are presented in this resource.

Happy Teaching :)



1. Cut out the top and bottom rectangles. Keep the top rectangle intact; this will form the base of the flip book.
2. Cut along the dotted lines of the bottom rectangle to create the flips.
3. Stack the flips on top of the base and staple or glue them in place.



Grade 1 Words

1. after
2. again
3. an
4. any
5. as
6. ask
7. buy
8. could
9. every
10. fly
11. from
12. give
13. going
14. had
15. has
16. her
17. him
18. his
19. how
20. just
21. know
22. let
23. live
24. made
25. may
26. of
27. old
28. once
29. open
30. over
31. put
32. round
33. some
34. stop
35. take
36. thank
37. them
38. then
39. think
40. us
41. walk
42. were
43. when
44. your

Name _____

© Lavinia Pop

Glue/Staple




coin.

I have a round

Glue/Staple

Glue/Staple

Glue/Staple



apple.



compass.



ball.

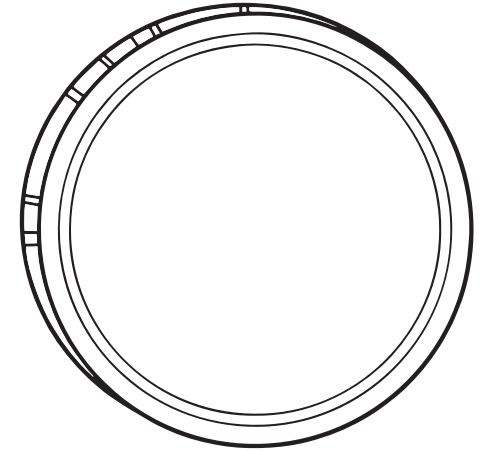


clock.

Name _____


© Lavinia Pop

Glue/Staple




coin.

I have a round



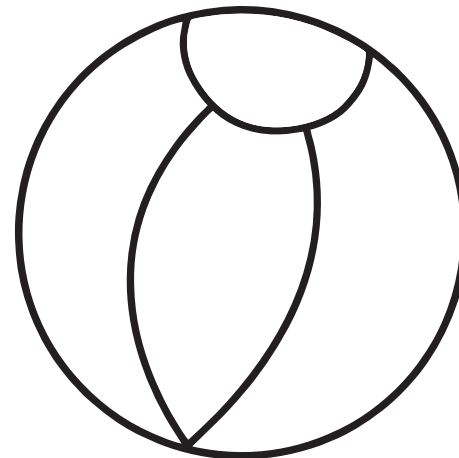
apple.

Glue/Staple




compass.

Glue/Staple



ball.

Glue/Staple



clock.

Name:

round



Trace the following word:

round round round round



Write 4 sentences from your flip book.

1

2

3

4
