

Blends Decodable Fluency Sentences

Name: _____

Decodable Fluency CVC Words © Lavinia Pop

S BLENDS
PAGE 6



Blends Decodable Fluency Sentences

Read the sentence. Color the correct picture.

He has a sled.



He has a stag.



He has a slug.



He has a stamp.



He has a scab.



Name: _____

Decodable Fluency CVC Words © Lavinia Pop

L BLENDS
PAGE 2



Blends Decodable Fluency Sentences

Read the sentence. Color the correct picture.

We can slip.



We can clap.



We can plan.



We can blink.



We can flip.



Thank you for downloading this product; I hope you will enjoy using it and that it will be a valuable resource for you! I value your feedback, so please don't hesitate to contact me if you have any concerns whatsoever as I will endeavour to address them. And if you like what I've done, please let me know by leaving feedback at my online store :)

Lavinia

lavinia@kinder-resources.com

ILLUSTRATIONS Kari Bolt, Erin Colleen Design, Little Red, Whimsy Clips, PartyHead Graphics, Ramona Majdis, Zip-a-Dee-doo-dah-Designs, Bunny on a Cloud, Krista Wallden - Creative Clips, Creating4 the Classroom, Rainbow Sprinkle Studio - Sasha Mitten, First Class Clipart, ClipArtisan, Muggy Studio

[teacherspayteachers.com/Store/Kari-Bolt](https://www.teacherspayteachers.com/Store/Kari-Bolt) [teacherspayteachers.com/Store/Erin-Colleen-Design](https://www.teacherspayteachers.com/Store/Erin-Colleen-Design)
[teacherspayteachers.com/Store/Littlered](https://www.teacherspayteachers.com/Store/Littlered) [teacherspayteachers.com/Store/Whimsy-Clips](https://www.teacherspayteachers.com/Store/Whimsy-Clips)
[teacherspayteachers.com/Store/Ramona-Majdis](https://www.teacherspayteachers.com/Store/Ramona-Majdis) [teacherspayteachers.com/Store/Zip-a-dee-doo-dah-Designs](https://www.teacherspayteachers.com/Store/Zip-a-dee-doo-dah-Designs)
[teacherspayteachers.com/Store/Bunny-On-A-Cloud](https://www.teacherspayteachers.com/Store/Bunny-On-A-Cloud) [teacherspayteachers.com/Store/Krista-Wallden-Creative-Clips](https://www.teacherspayteachers.com/Store/Krista-Wallden-Creative-Clips)
[teacherspayteachers.com/Store/Creating4-The-Classroom](https://www.teacherspayteachers.com/Store/Creating4-The-Classroom) [teacherspayteachers.com/Store/Rainbow-Sprinkle-Studio-Sasha-Mitten](https://www.teacherspayteachers.com/Store/Rainbow-Sprinkle-Studio-Sasha-Mitten)
[teacherspayteachers.com/Store/First-Class-Clipart](https://www.teacherspayteachers.com/Store/First-Class-Clipart) [etsy.com/au/shop/ClipArtisan](https://www.etsy.com/au/shop/ClipArtisan) [teacherspayteachers.com/Store/Muggy-Studio](https://www.teacherspayteachers.com/Store/Muggy-Studio)

This packet contains Images used under license from Shutterstock.com

FONTS [schoolfonts.com.au](https://www.schoolfonts.com.au) [teacherspayteachers.com/Store/Kimberly-Geswein-Fonts](https://www.teacherspayteachers.com/Store/Kimberly-Geswein-Fonts)
[teacherspayteachers.com/Store/Ramonam-Graphics](https://www.teacherspayteachers.com/Store/Ramonam-Graphics)

PRINTING TIP This resource has been designed for printing on A4-sized paper. If you are printing on a different size, select "shrink to printable area" or "print to fit page" (or a similar option) in order for the contents of this unit to print correctly.

Copyright ©2026 by Lavinia Pop - All rights reserved by author.

Purchase of this item entitles the purchaser the right to reproduce the pages for personal and classroom use. Duplication for other classes, an entire school or commercial purposes is strictly prohibited without written permission from the author. Minor editing is permitted only for personal use, however the document remains under copyright even when edited. Posting this item in whole or in part on the Internet in any form is strictly prohibited and is a violation of the Digital Millennium Copyright Act (DMCA).

Please be fair and don't share! If you are not the original purchaser of this file, please visit my store to purchase a copy. [Kinder-Resources.com](https://www.Kinder-Resources.com)

let's connect!



[Kinder-Resources.com](https://www.Kinder-Resources.com)



facebook.com/InMyWorldLaviniaPop



instagram.com/laviniapop_kinder_resources



pinterest.com/laviniapop

Introduction

This resource is designed to help young learners build confidence with reading through structured, decodable sentence practice. Students read simple sentences and identify the correct picture, encouraging careful decoding rather than guessing.

Each page focuses on beginning blends (L, R, and S blends) and consistent sentence patterns, allowing students to develop fluency through repetition while strengthening their understanding of early phonics skills.

What's Included

- 30 decodable sentence pages (10 L-blends, 10 R-blends, 10 S-blends)
- Consistent sentence frames across all pages
- Minimal pair picture choices to support accurate decoding
- Simple black and white images for easy printing

Sentence Frames Used

Students practice reading a variety of simple sentence structures:

1. I see the ____
2. We can ____
3. Look at the ____
4. I can find the ____
5. I like the ____
6. He has a ____
7. She can ____
8. Get the ____
9. My ____ is here
10. I have a ____

These consistent sentence frames support fluency and confidence through repetition while exposing students to a range of common sight words.

How to Use

Students read each sentence and color the picture that matches.

This activity can be used for:

- Literacy centers
- Small group instruction
- Independent practice
- Intervention and RTI support
- Early finishers

Encourage students to read the full sentence before choosing a picture to support accurate decoding.

Educational Benefits

This resource helps students:

- Practice decoding beginning blend words
- Build fluency through repeated sentence structures
- Strengthen phonemic awareness
- Reduce guessing by using minimal pair picture choices
- Develop confidence with early reading skills

Teaching Tips

- Model reading the sentence aloud before students begin
- Have students point to each word as they read
- Encourage rereading for fluency
- Use as a quick daily warm-up activity
- Pair with phonics instruction for each blend group

This resource provides simple, structured practice to support early readers as they develop accuracy, fluency, and confidence with beginning blends.

Happy Teaching! :)

Name: _____




Blends Decodable Fluency Sentences

Read the sentence. Color the correct picture.

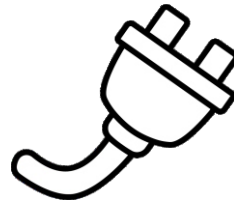
We can slip.





We can clap.



We can plan.



We can blink.



We can flip.




Name: _____




Blends Decodable Fluency Sentences

Read the sentence. Color the correct picture.

He has a sled.



He has a stag.



He has a slug.



He has a stamp.



He has a scab.

