


CVC words | beginning sounds













MYSTERY WORD MATCH





Write • Read • Match • 20 No Prep Worksheets

Name: _____

Mystery Word Match: CVC Words | Beginning Sounds © Lavinia Pop


 **Mystery Word Match #2**
Write the beginning sound for each picture.
Read the new word and draw a line to the matching picture.













 ○	 ○	 ○
 ○	 ○	 ○
 ○	 ○	 ○
 ○	 ○	 ○










Name: _____

Mystery Word Match: CVC Words | Beginning Sounds © Lavinia Pop

 **Mystery Word Match #1**
Write the beginning sound for each picture.
Read the new word and draw a line to the matching picture.

 ○	 ○	 ○
 ○	 ○	 ○
 ○	 ○	 ○
 ○	 ○	 ○

Thank you for downloading this product; I hope you will enjoy using it and that it will be a valuable resource for you! I value your feedback, so please don't hesitate to contact me if you have any concerns whatsoever as I will endeavour to address them. And if you like what I've done, please let me know by leaving feedback at my online store :)

Lavinia

lavinia@kinder-resources.com

ILLUSTRATIONS Kari Bolt, Erin Colleen Design, Little Red, Whimsy Clips, PartyHead Graphics, Ramona Majdis, Zip-a-Dee-doo-dah-Designs, Bunny on a Cloud, Krista Wallden - Creative Clips, Creating4 the Classroom, Rainbow Sprinkle Studio - Sasha Mitten, First Class Clipart, ClipArtisan, Muggy Studio

[teacherspayteachers.com/Store/Kari-Bolt](https://www.teacherspayteachers.com/Store/Kari-Bolt) [teacherspayteachers.com/Store/Erin-Colleen-Design](https://www.teacherspayteachers.com/Store/Erin-Colleen-Design)
[teacherspayteachers.com/Store/Littlered](https://www.teacherspayteachers.com/Store/Littlered) [teacherspayteachers.com/Store/Whimsy-Clips](https://www.teacherspayteachers.com/Store/Whimsy-Clips) [teacherspayteachers.com/Store/Partyhead-Graphics](https://www.teacherspayteachers.com/Store/Partyhead-Graphics)
[teacherspayteachers.com/Store/Ramona-Majdis](https://www.teacherspayteachers.com/Store/Ramona-Majdis) [teacherspayteachers.com/Store/Zip-a-dee-doo-dah-Designs](https://www.teacherspayteachers.com/Store/Zip-a-dee-doo-dah-Designs)
[teacherspayteachers.com/Store/Bunny-On-A-Cloud](https://www.teacherspayteachers.com/Store/Bunny-On-A-Cloud) [teacherspayteachers.com/Store/Krista-Wallden-Creative-Clips](https://www.teacherspayteachers.com/Store/Krista-Wallden-Creative-Clips)
[teacherspayteachers.com/Store/Creating4-The-Classroom](https://www.teacherspayteachers.com/Store/Creating4-The-Classroom) [teacherspayteachers.com/Store/Rainbow-Sprinkle-Studio-Sasha-Mitten](https://www.teacherspayteachers.com/Store/Rainbow-Sprinkle-Studio-Sasha-Mitten)
[teacherspayteachers.com/Store/First-Class-Clipart](https://www.teacherspayteachers.com/Store/First-Class-Clipart) [etsy.com/au/shop/ClipArtisan](https://www.etsy.com/au/shop/ClipArtisan) [teacherspayteachers.com/Store/Muggy-Studio](https://www.teacherspayteachers.com/Store/Muggy-Studio)

This packet contains Images used under license from Shutterstock.com

FONTS [schoolfonts.com.au](https://www.schoolfonts.com.au) [teacherspayteachers.com/Store/Kimberly-Geswein-Fonts](https://www.teacherspayteachers.com/Store/Kimberly-Geswein-Fonts)
[teacherspayteachers.com/Store/Ramonam-Graphics](https://www.teacherspayteachers.com/Store/Ramonam-Graphics)

PRINTING TIP This resource has been designed for printing on A4-sized paper. If you are printing on a different size, select "shrink to printable area" or "print to fit page" (or a similar option) in order for the contents of this unit to print correctly.

Copyright ©2026 by Lavinia Pop - All rights reserved by author.

Purchase of this item entitles the purchaser the right to reproduce the pages for personal and classroom use. Duplication for other classes, an entire school or commercial purposes is strictly prohibited without written permission from the author. Minor editing is permitted only for personal use, however the document remains under copyright even when edited. Posting this item in whole or in part on the Internet in any form is strictly prohibited and is a violation of the Digital Millennium Copyright Act (DMCA).

Please be fair and don't share! If you are not the original purchaser of this file, please visit my store to purchase a copy. [Kinder-Resources.com](https://www.Kinder-Resources.com)

let's connect!



[Kinder-Resources.com](https://www.Kinder-Resources.com)



facebook.com/InMyWorldLaviniaPop



instagram.com/laviniapop_kinder_resources



pinterest.com/laviniapop

Introduction

Mystery Word Match is a fun way for children to practice beginning sounds while building and reading CVC words. Students write the beginning sound for each picture, read the mystery word they create, and draw a line to the matching picture.

What's Included

- 20 Mystery Word Match worksheets
 - 4 mystery words per page
 - Beginning sound practice
 - CVC word reading
 - Black and white pages for easy printing

How to Use

1. Name each picture.
2. Write the beginning sound in each circle.
3. Read the mystery word.
4. Draw a line to the matching picture.

These worksheets are perfect for:

- Literacy centers
- Independent practice
- Morning work
- Small groups
- Homework
- Early finishers

Educational Benefits

Children practice:

- Beginning sounds
- Letter sound correspondence
- Phonemic awareness
- CVC word reading
- Decoding skills
- Vocabulary development

Teacher Tips

- Encourage children to say each picture name aloud before writing.
- Have students blend the sounds to read the mystery word.
- Complete the first puzzle together before independent work.
- Cover the answer pictures for an added challenge.

Happy Teaching :)




Name: _____







Mystery Word Match #1


Write the beginning sound for each picture.




Read the new word and draw a line to the matching picture.


 <input type="text"/>	 <input type="text"/>	 <input type="text"/>
---	---	---






 <input type="text"/>	 <input type="text"/>	 <input type="text"/>
--	--	--



 <input type="text"/>	 <input type="text"/>	 <input type="text"/>
---	---	---



 <input type="text"/>	 <input type="text"/>	 <input type="text"/>
---	---	---

